

BM 150X



BM 150X

Bajaj Auto Limited
Akurdi Pune 411 035 India
Tel +91 20 27472851
Fax +91 20 27407385
www.bajajauto.com

Spare Parts Catalogue



Notice

All information contained in this manual is based on the latest product information at the time of publication. Bajaj Auto Limited accepts no liability for any inaccuracies or omissions in this publication, although every possible care has been taken to make it as complete and accurate as possible. All procedures and specifications subject to change without prior notice. The right is reserved to make such changes at any time without prior notice and without incurring an obligation to make such changes to product manufactured previously. Contact your authorized Bajaj Dealer for the latest information on product improvements incorporated after this manual was issued.

DOC. NO.: XXXXXXXX

REV. 00, Feb. 16

Foreword

We have pleasure in presenting the Spare Parts Catalogue for 'BOXER OFF ROADER' Motorcycle. This catalogue has been specially designed to assist you in selecting the correct parts for procurement to maintain 100% availability.

The Bajaj spares are subjected to the stringent quality control standards to ensure longer life of the vehicle. It is therefore necessary that only the Genuine Bajaj Spares are used.

In a continual effort to improve Performance and Efficiency of the vehicles, Specifications, Diagrams, Illustrations and Part Numbers can change without notice. Consequently, the description in this Spare Parts Catalogue cannot therefore be final and binding on us.

The modifications / alterations which are carried out after the issue of this catalogue, will be conveyed to you through our Service Circulars. You are requested to make necessary corrections in the Parts Catalogue as per the circulars so as to keep your catalogue up-to-date. This will ensure the appropriate and speedy delivery of the Spare Parts as the order placed will bear the latest part numbers.

In case, if you need any technical assistance contact the concerned Regional Office or write to us on the following address :

Bajaj Auto Limited
Export Service Department
Akurdi, Pune 411 035 India
Phone : 020-27406557
Fax : 020-27407385

Instructions

1. How to Read the Catalogue : Open the catalogue and from the pictorial index locate the group in which the part you want to find is present. Turn over to the concerned page number (as given by pictorial index). Now find out the figure of the part you wish to order. Write down the part number against that particular figure number from the text.

In case, if you have the part number and you need the other details, the part index can be used. The part index (at the end of the catalogue) will give you the figure and page number of the part you wish to order.

2. How to Order Spare Parts : The part number and the description of the part required should be invariably mentioned in the order as per the catalogue text.

The latest part number as conveyed through our service circulars should only appear on the order. In case of ordering painted components, colour shade of the components should be mentioned.

The quantity shown against the part number is the quantity per vehicle for that group so that particular quantity should be multiplied by the number of sets required.

3. Part Number System : We have used 8 digit system for part numbers. The model or hardware item is indicated by first two digits or alphanumeric, the next two or four digits indicate main group and the last four or two digits indicate serial number in main group or serial number or subgroup of fastener respectively. Thus the part numbers will be indicated by 2-2-4 or 2-4-2 digit system. Understanding this system will enable you to identify the spare parts easily.

4. Abbreviations : The following abbreviations are used in this catalogue.

Assly	Assembly	V	Volts
N.I.	Not illustrated	W	Watts
C'case	Crankcase	Accl.	Accelerator
Cyl	Cylinder	Comp.	Complete
O/s	Over size	Fr.	Front
Rr.	Rear	Std.	Standard
L	Length	A/t.	Alternate
R.H.	Right hand	L.H.	Left hand
Hex.	Hexagonal	AR	As required

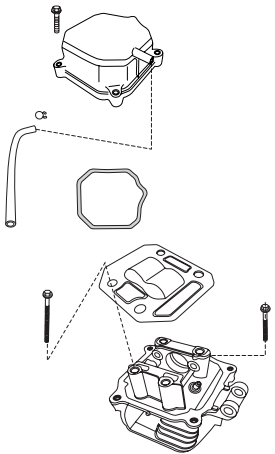
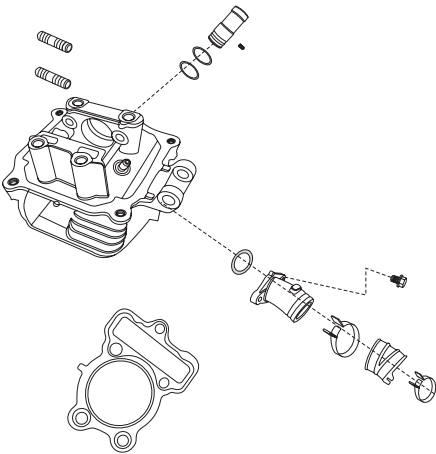
Index

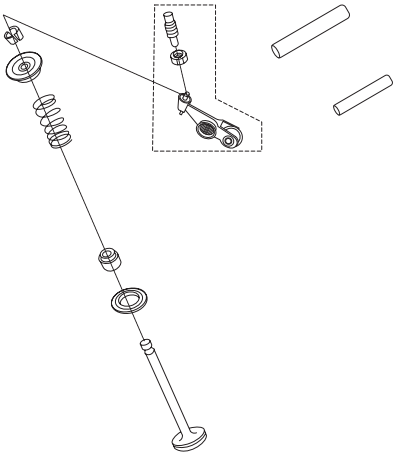
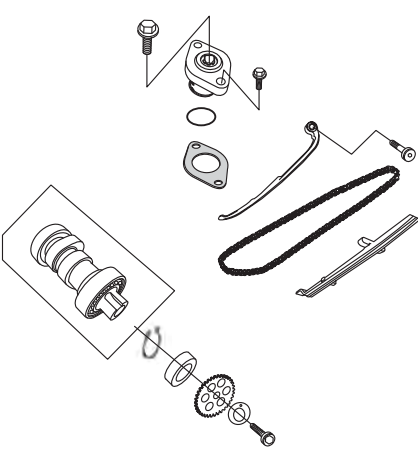
Plate No.	Description	Page No.
1	Cover Cylinder Head	2
2	Cylinder Head	4
3	Valve	6
4	Camshaft / Tensioner	8
5	Cylinder & Piston	10
6	Crankshaft	12
7	Transmission	14
8	Change Drum / Shift Fork	16
9	Gear Change Mechanism	18
10	Engine Assly & Crankcase RH	20
11	Crankcase LH	22
12	Cover RH	24
13	Cover Magneto	26
14	Clutch	28
15	Kick Starter Mechanism	30
16	Carburettor	32
17	Air Cleaner Complete	34
18	Silencer Assly	36
19	Oil Pump	38
20	Starter Assly	40
21	Magneto / C.D.I. / H.T. Coil	42
22	Seat Assly / Grip Frame	44
23	Engine Mountings	46

Index

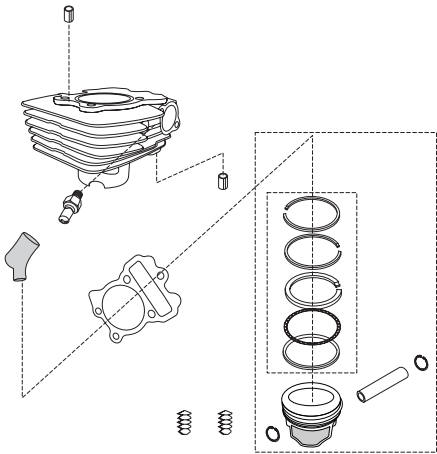
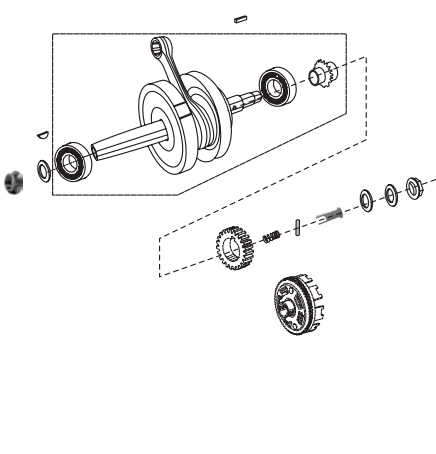
Plate No.	Description	Page No.
27	Mudguard Front & Rear	54
28	Stand Assembly	56
29	Tyre / Tube / Rim	58, 60
30	Front Hub	62, 64
31	Rear Hub	66, 68
32	Rear Brake Pedal	70
33	Handle Bar	72, 74
34	Front Fork	76, 78
35	Painted Parts & Decals	80
36	Petrol Tank, Cap Tank & Gauge Fuel	82
37	Fittings - Petrol Tank, Side Cover & Cover Seat	84
38	Meter Assembly	86
39	Control Cables	88
40	Chain Case	90
41	Head Lamp & Fairing	92, 94
42	Indicator Light Assembly	96
43	Tail Lamp Assembly / Front Number Plate	98
44	Electrical Equipments	100
45	Tool Kit	102
46	Accessories / Grab Handle	104
	Kits List	105 to 108
	Amendment Sheet (Parts Added & Deleted)	109, 110
	Part Index	111 to 124

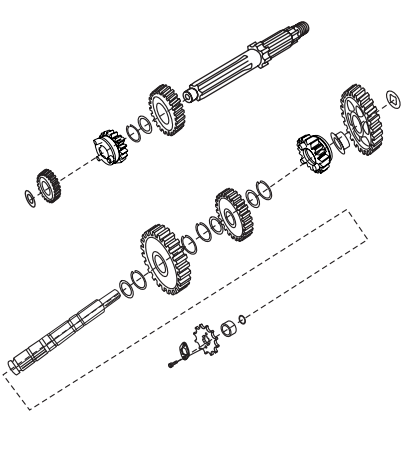
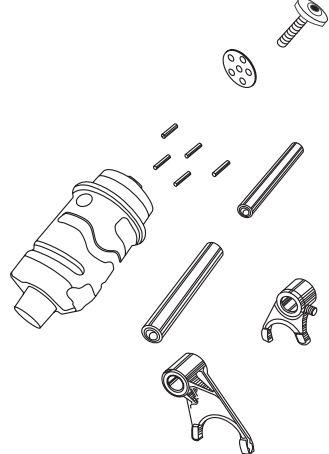
Pictorial Index

<p>PLATE NO. : 1 COVER CYLINDER HEAD</p>	<p>PAGE NO. 2</p>	<p>PLATE NO. : 2 CYLINDER HEAD</p>	<p>PAGE NO. 4</p>
			

<p>PLATE NO. : 3 VALVE</p>	<p>PAGE NO. 6</p>	<p>PLATE NO. : 4 CAMSHAFT / TENSIONER</p>	<p>PAGE NO. 8</p>
			

Pictorial Index

<p>PLATE NO. : 5 CYLINDER & PISTON</p>	<p>PAGE NO. 10</p>	<p>PLATE NO. : 6 CRANKSHAFT</p>	<p>PAGE NO. 12</p>
			

<p>PLATE NO. : 7 TRANSMISSION</p>	<p>PAGE NO. 14</p>	<p>PLATE NO. : 8 CHANGE DRUM / SHIFT FORK</p>	<p>PAGE NO. 16</p>
			

Pictorial Index

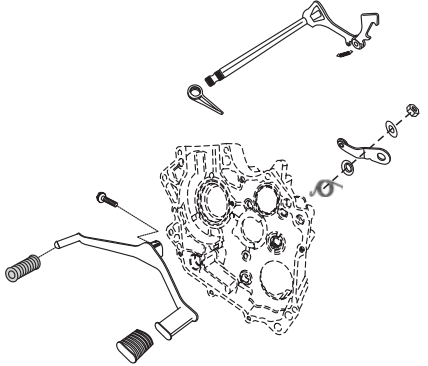
PLATE NO. : 9 GEAR CHANGE MECHANISM	PAGE NO. 18
	

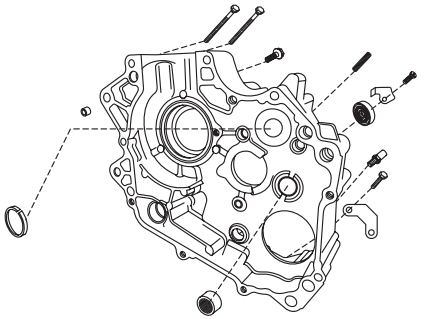
PLATE NO. : 10 ENGINE ASSLY / CRANKCASE RH	PAGE NO. 20
	

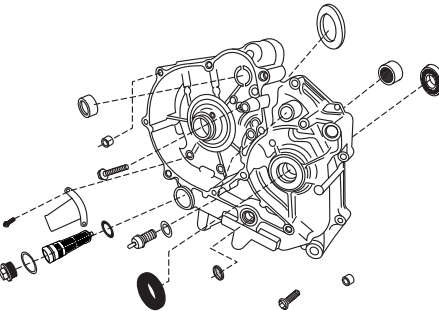
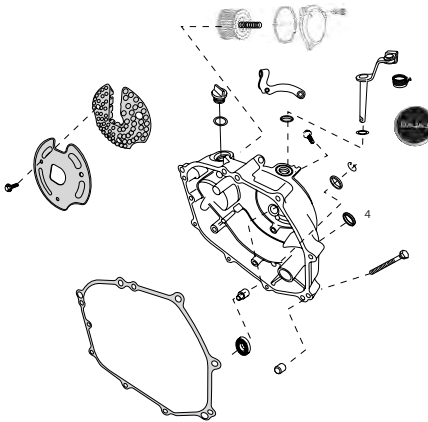
PLATE NO. : 11 CRANKCASE LH	PAGE NO. 22
	

PLATE NO. : 12 COVER RH	PAGE NO. 24
	

Pictorial Index

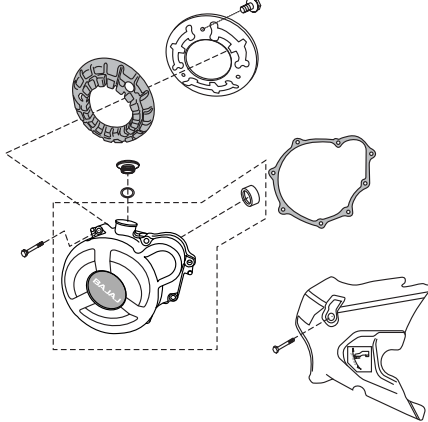
PLATE NO. : 13 COVER MAGNETO	PAGE NO. 26
	

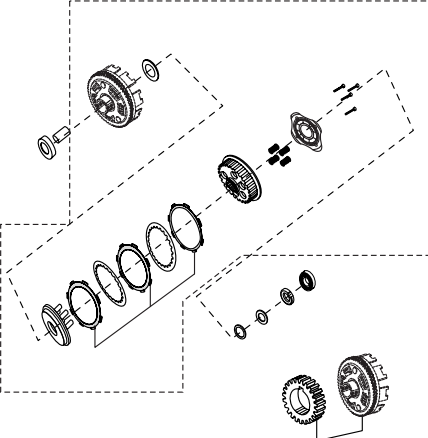
PLATE NO. : 14 CLUTCH	PAGE NO. 28
	

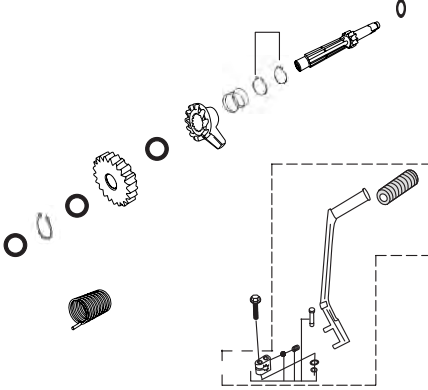
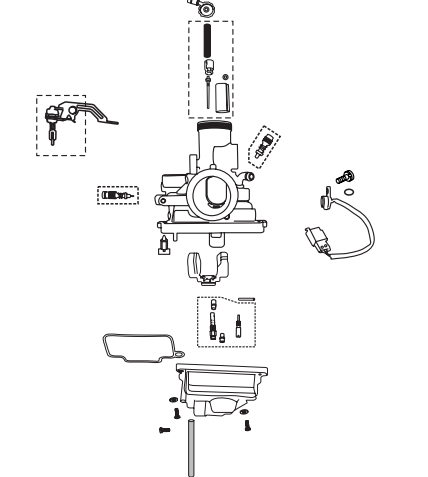
PLATE NO. : 15 KICK STARTER MECHANISM	PAGE NO. 30
	

PLATE NO. : 16 CARBURETOR	PAGE NO. 32
	

Pictorial Index

PLATE NO. : 17
AIR CLEANER COMPLETE

PAGE NO.
34

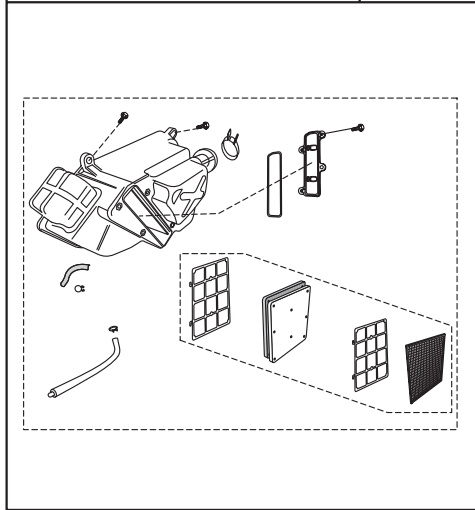


PLATE NO. : 18
SILENCER ASSLY

PAGE NO.
36

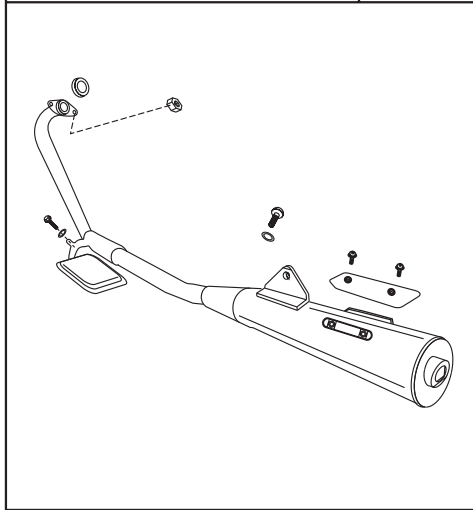


PLATE NO. : 19
OIL PUMP

PAGE NO.
38

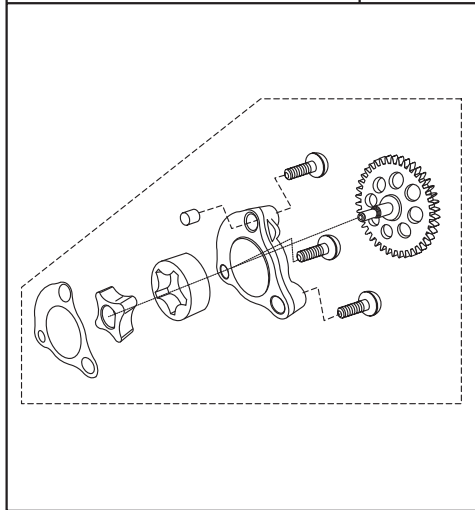
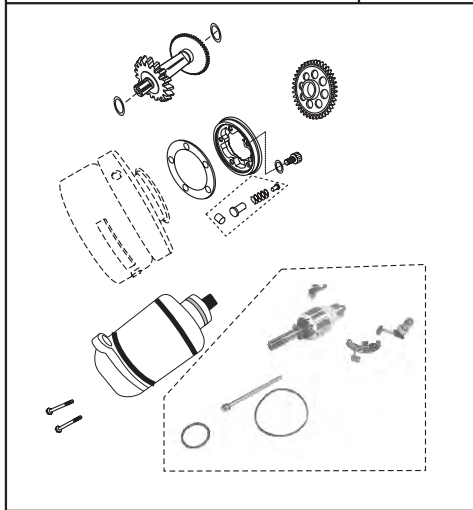


PLATE NO. : 20
STARTER ASSEMBLY

PAGE NO.
40



Pictorial Index

PLATE NO. : 21
MAGNETO, CDI & H.T. COIL

PAGE NO.
42

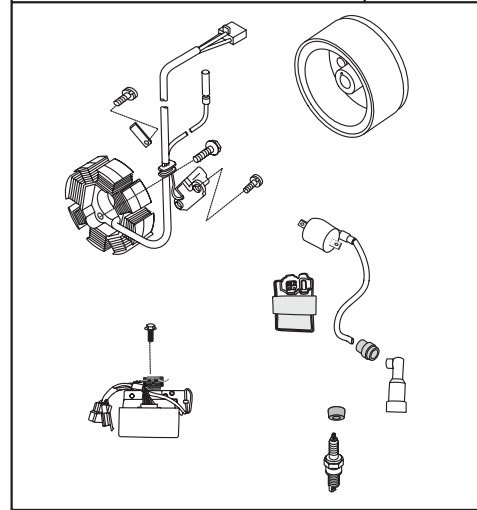


PLATE NO. : 22
SEAT ASSEMBLY

PAGE NO.
44

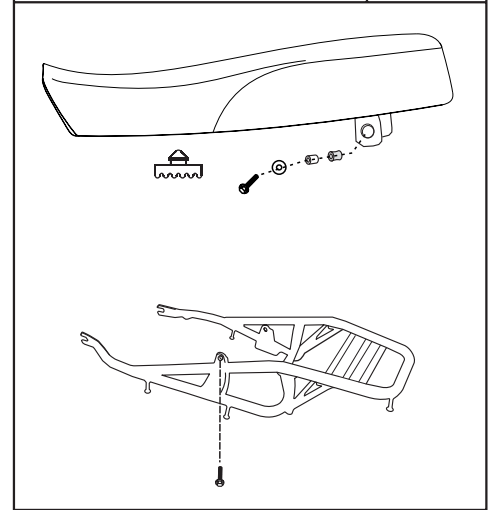


PLATE NO. : 23
ENGINE MOUNTING

PAGE NO.
46

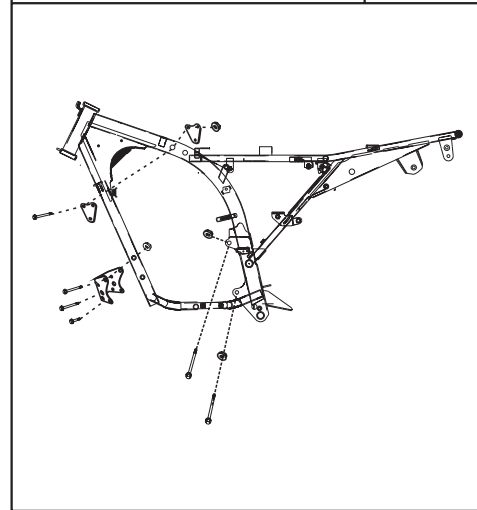
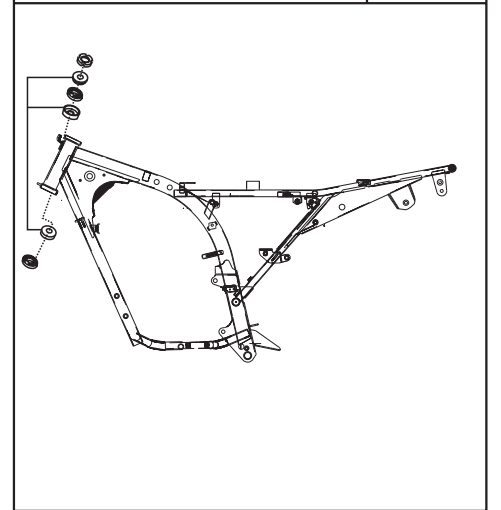


PLATE NO. : 24
FRAME & FRAME FITTING

PAGE NO.
48



Pictorial Index

PLATE NO. : 25 SWING ARM / REAR SHOCK ABSORBER 50	PAGE NO. 50

PLATE NO. : 26 RIDER FOOT REST / PILLION FOOT REST 52	PAGE NO. 52

PLATE NO. : 27 MUD GUARD - FRONT & REAR 54	PAGE NO. 54

PLATE NO. : 28 STAND ASSEMBLY 56	PAGE NO. 56

Pictorial Index

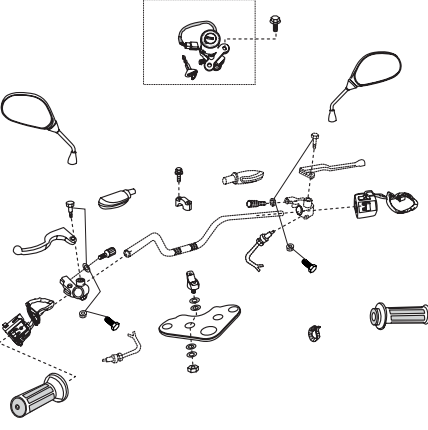
PLATE NO. : 29 TYRE, TUBE & RIM 58	PAGE NO. 58

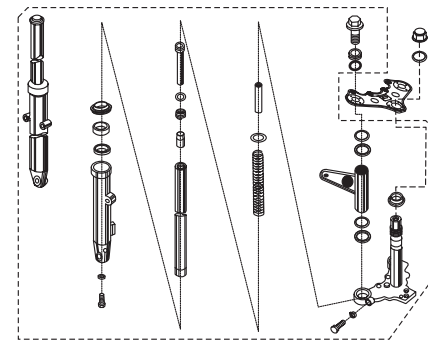
PLATE NO. : 30 FRONT HUB (FOR ALLOY WHEEL) 60	PAGE NO. 60

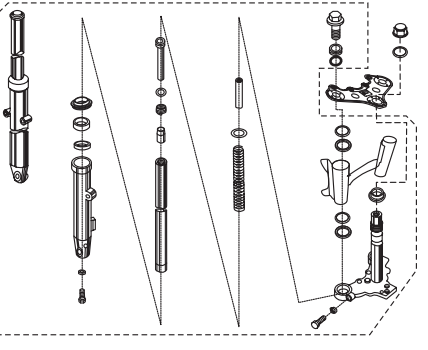
PLATE NO. : 31 REAR HUB (FOR ALLOY WHEEL) 62	PAGE NO. 62


PLATE NO. : 32 REAR BRAKE PEDAL 64	PAGE NO. 64

Pictorial Index

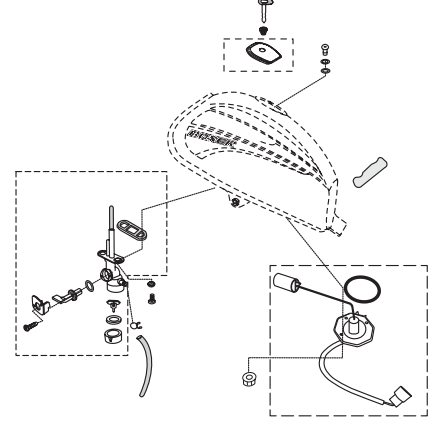
<p>PLATE NO. : 33 HANDLE BAR</p>	<p>PAGE NO. 66</p>
	

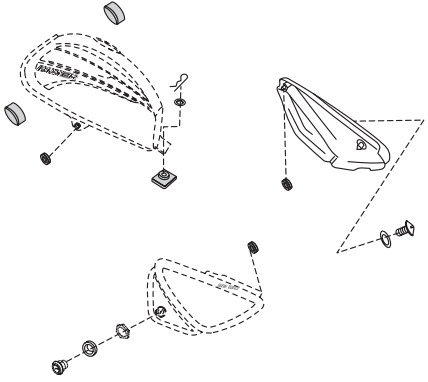
<p>PLATE NO. : 34 FRONT FORK (FOR W/O FAIRING)</p>	<p>PAGE NO. 68</p>
	

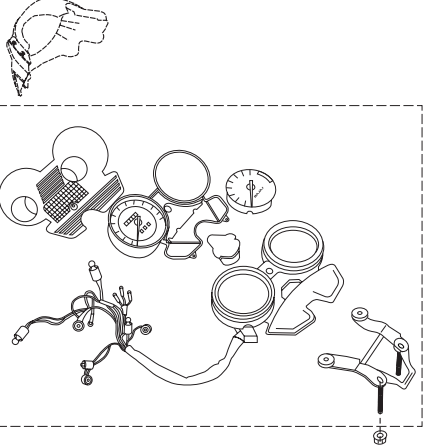
<p>PLATE NO. : 34 FRONT FORK (FOR FAIRING)</p>	<p>PAGE NO. 70</p>
	


<p>PLATE NO. : 35 PAINTED PARTS & DECALS</p>	<p>PAGE NO. 72,74</p>
	

Pictorial Index

<p>PLATE NO. : 30 FUEL TANK, CAP TANK & GAUGE</p>	<p>PAGE NO. 76</p>
	

<p>PLATE NO. : 37 FITTING - FUEL TANK, SIDE COVER & COVER SEAT</p>	<p>PAGE NO. 78</p>
	

<p>PLATE NO. : 38 METER ASSLY</p>	<p>PAGE NO. 80</p>
	

<p>PLATE NO. : 39 CONTROL CABLES</p>	<p>PAGE NO. 82</p>
	

Pictorial Index

PLATE NO. : 40 CHAIN CASE	PAGE NO. 84

PLATE NO. : 41 HEADLAMP WITHOUT FAIRING	PAGE NO. 86

PLATE NO. : 41 HEADLAMP WITH FAIRING	PAGE NO. 88

PLATE NO. : 42 INDICATOR LIGHT ASSLY	PAGE NO. 90

Pictorial Index

PLATE NO. : 43 TAIL LIGHT ASSLY / FR NUMBER PLATE	PAGE NO. 92

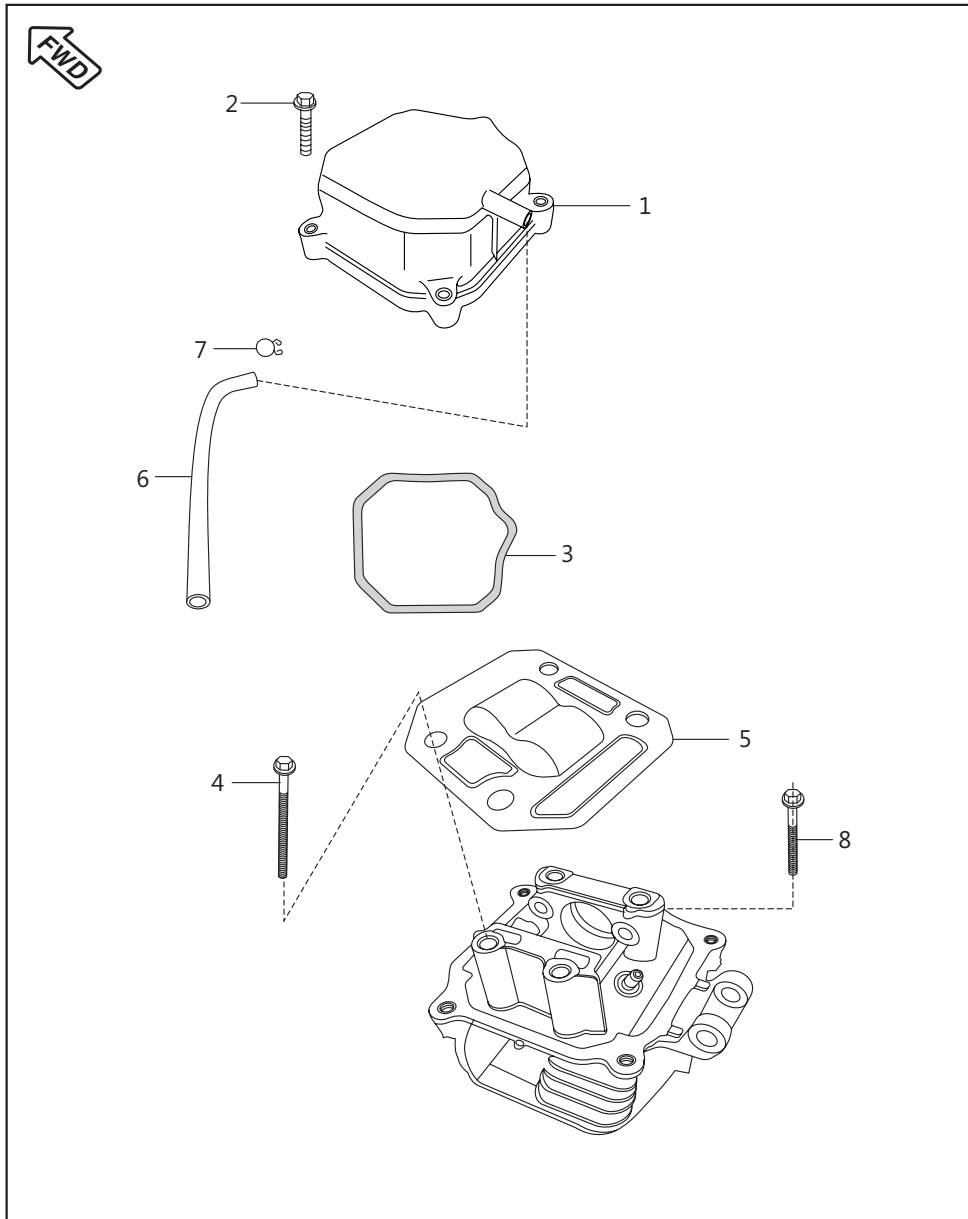
PLATE NO. : 44 ELECTRICAL EQUIPMENTS	PAGE NO. 94

PLATE NO. : 45 TOOL KIT	PAGE NO. 96

PLATE NO. : 46 ACCESSORIES	PAGE NO. 98

Plate No.: 1

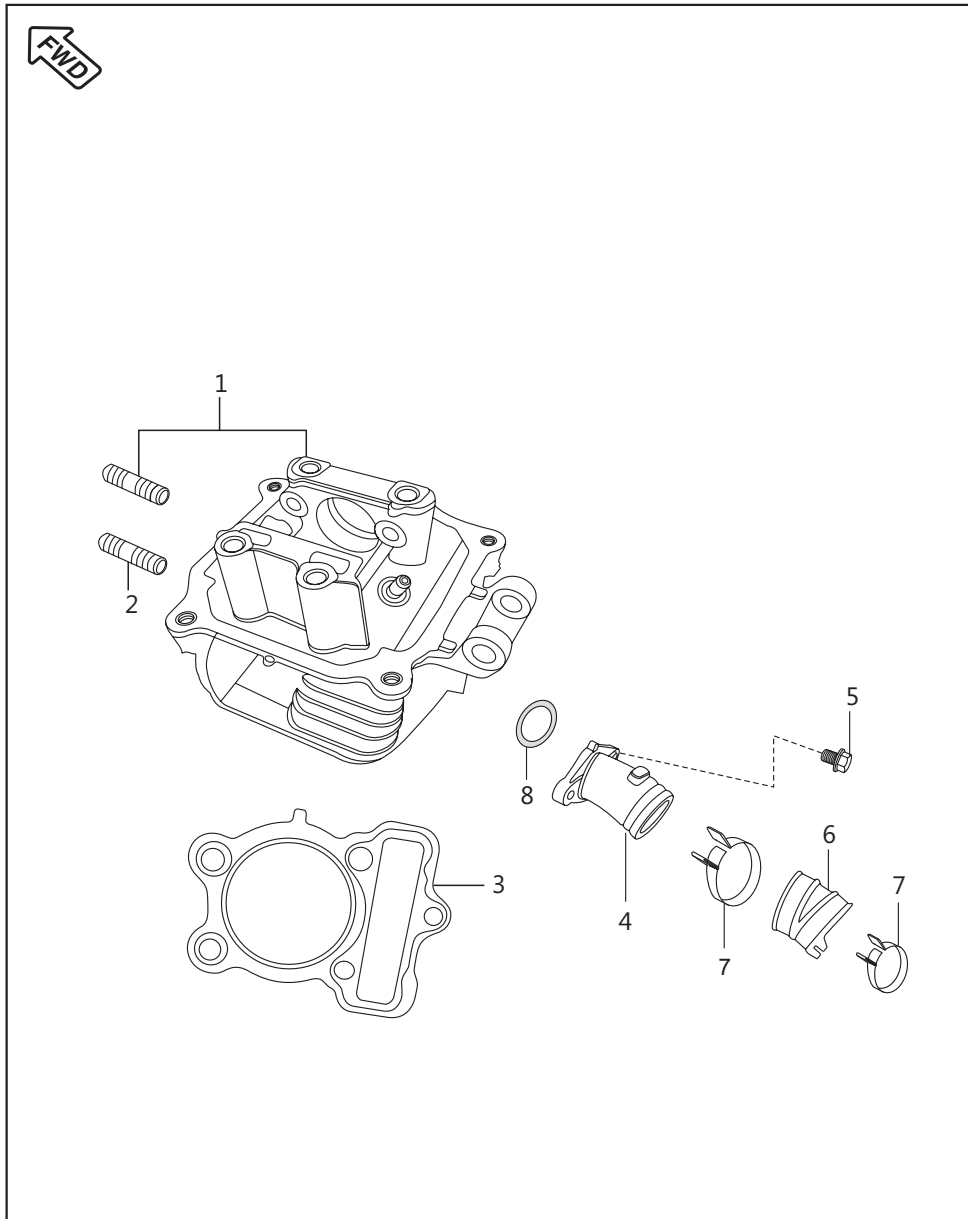
Cover Cylinder Head



No.	Part No.	Description	Qty	Remarks
1	JZ 5110 21	Cover Cylinder Head Assly	1	
2	JV 5410 07	Bolt Flange	4	
3	JD 5110 10	Gasket Head Cover	1	
4	JA 5110 08	Bolt Head Mounting	4	
5	PA 5110 39	Plate Cylinder Head	1	
6	JA 5110 11	Hose Breather	1	
7	DP 1210 25	Clamp	3	
8	PF 5110 21	Flange Bolt	1	

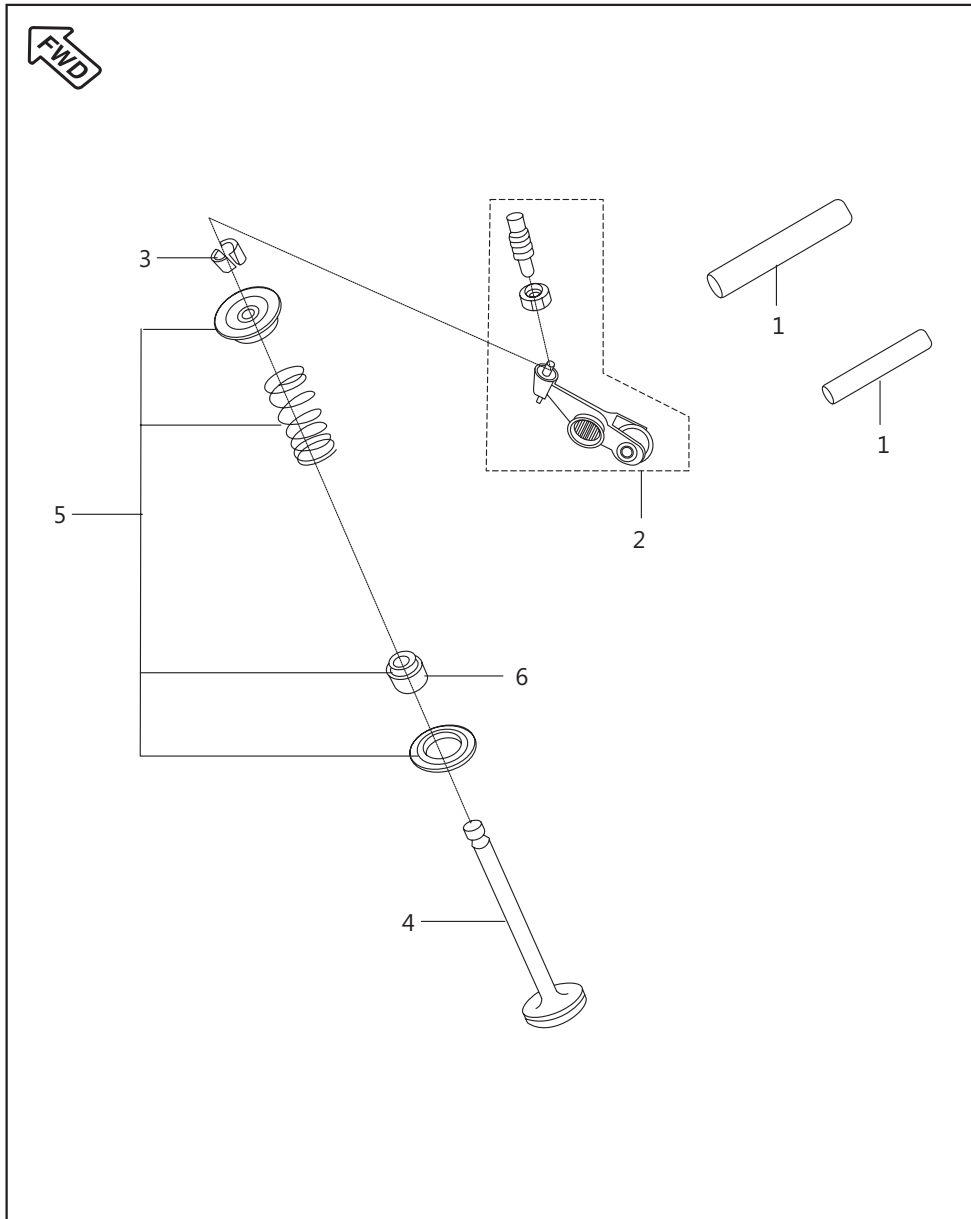
Plate No.: 2

Cylinder Head



No.	Part No.	Description	Qty	Remarks
1	36 PF00 01	Kit Asly Cylinder Head	1	
2	JA 5110 28	Stud	2	
3	JZ 5110 16	Gasket Cylinder Head	1	
4	PF 5814 01	Intake Manifold	1	
5	JA 5814 06	Bolt Flange	2	
6	PF 5814 02	Sleeve (Carb - Duct Rubber)	1	
7	DH 1210 38	Clamp	2	
8	39 2539 21	'O' Ring (Intake Pipe)	1	

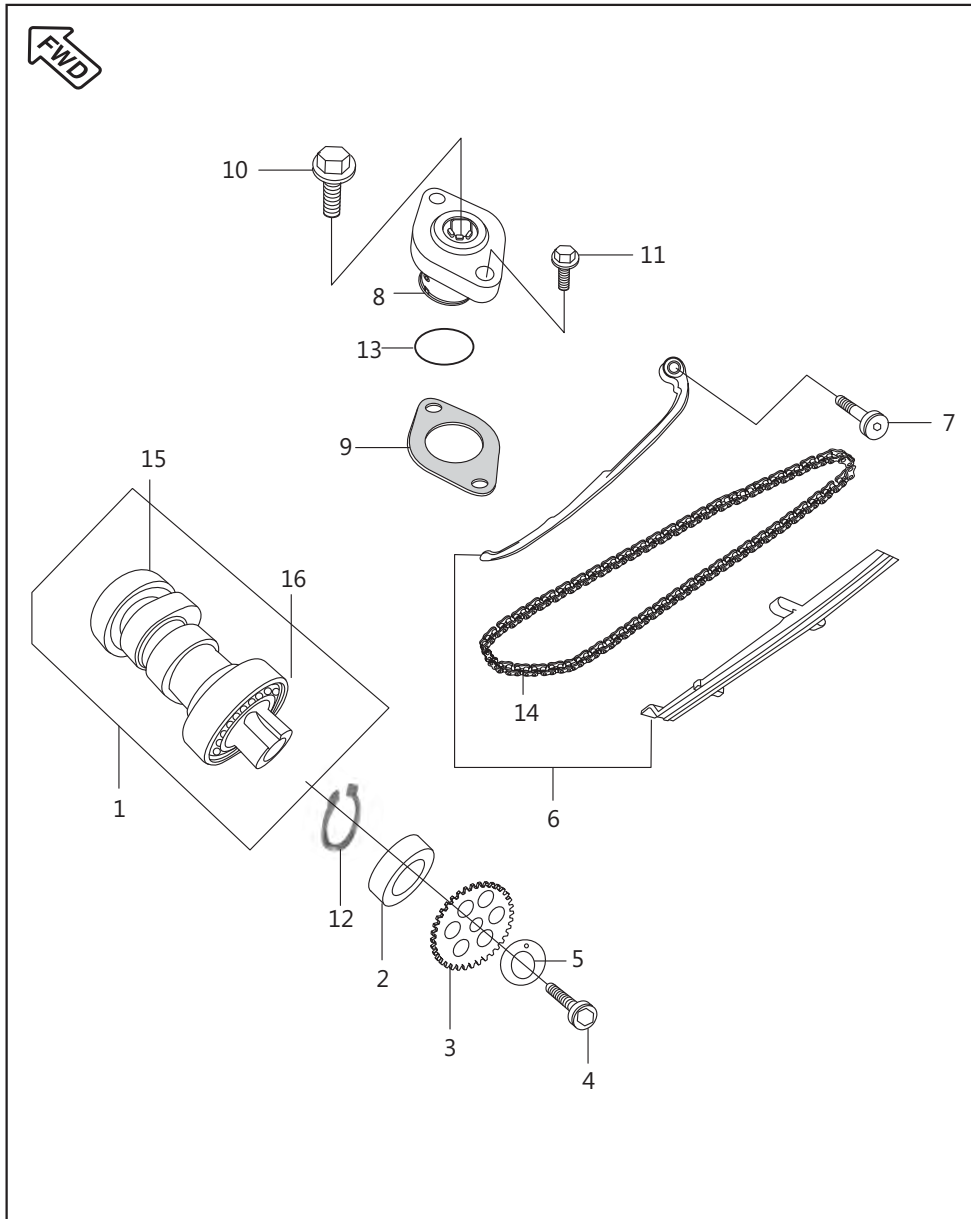
Valve



No.	Part No.	Description	Qty	Remarks
1	JA 5112 11	Shaft Rocker Arm	2	
2	JZ 5112 03	Rocker Arm with Roller	2	
3	DG 1010 29	Cotter Valve (Collet)	4	
4	36 JZ00 01	Valve Kit	1	
5	36 JZ00 04	Valve Repair Kit	1	
6	39 2017 19	Seal Valve Stem	2	

Plate No.: 4

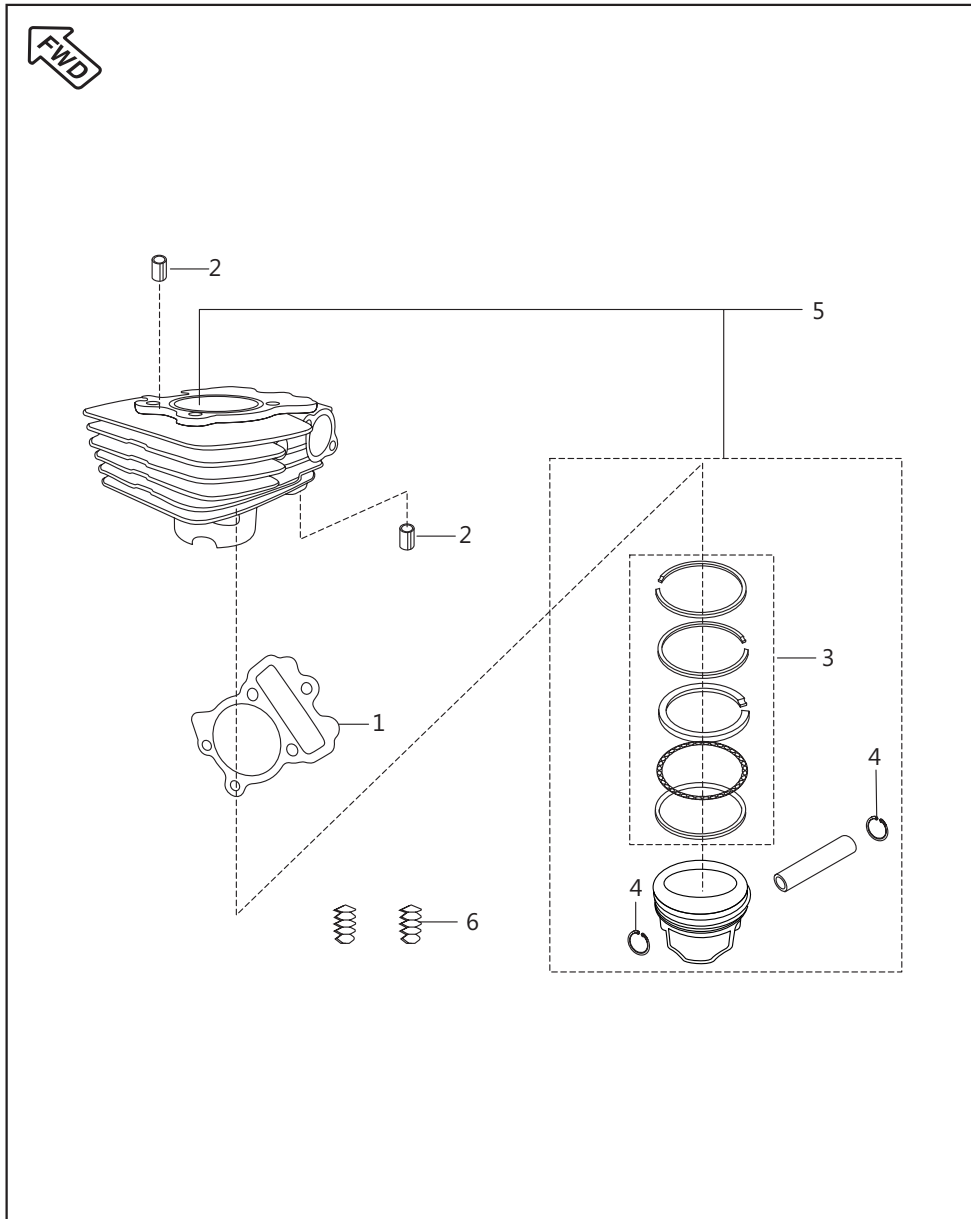
Camshaft / Tensioner



No.	Part No.	Description	Qty	Remarks
1	JZ 5110 04	Camshaft Complete	1	
2	JA 5112 16	Spacer Cam Sprocket	1	
3	DS 1012 76	Sprocket Cam Shaft - 32 T	1	
4	59 0400 31	Hexagon Socket Head Cap Bolt	1	
5	DH 1010 48	Special Washer Cam Shaft	1	
6	36 JE00 03	Guide Chain Kit	1	
7	DH 1013 92	Cam chain Tensioner Pivot Bolt	1	
8	JV 5210 03	Adjuster Chain Silver	1	
9	CS 1011 28	Gasket	1	
10	DD 1010 62	Bolt M6 Chain Tensioner	1	
11	39 1673 04	Bolt M6 X 20 Silver	2	
12	39 0594 17	Circlip for Camshaft	1	
13	39 2669 21	'O' Ring (Tensioner)	1	
14	DS 1099 05	Cam Chain (94 Link)	1	
15	39 1880 20	Bearing Ball - Small 15 X 32 X 9	1	
16	39 2683 20	Bearing Ball - Big 17 X 35 X 10	1	

Plate No.: 5

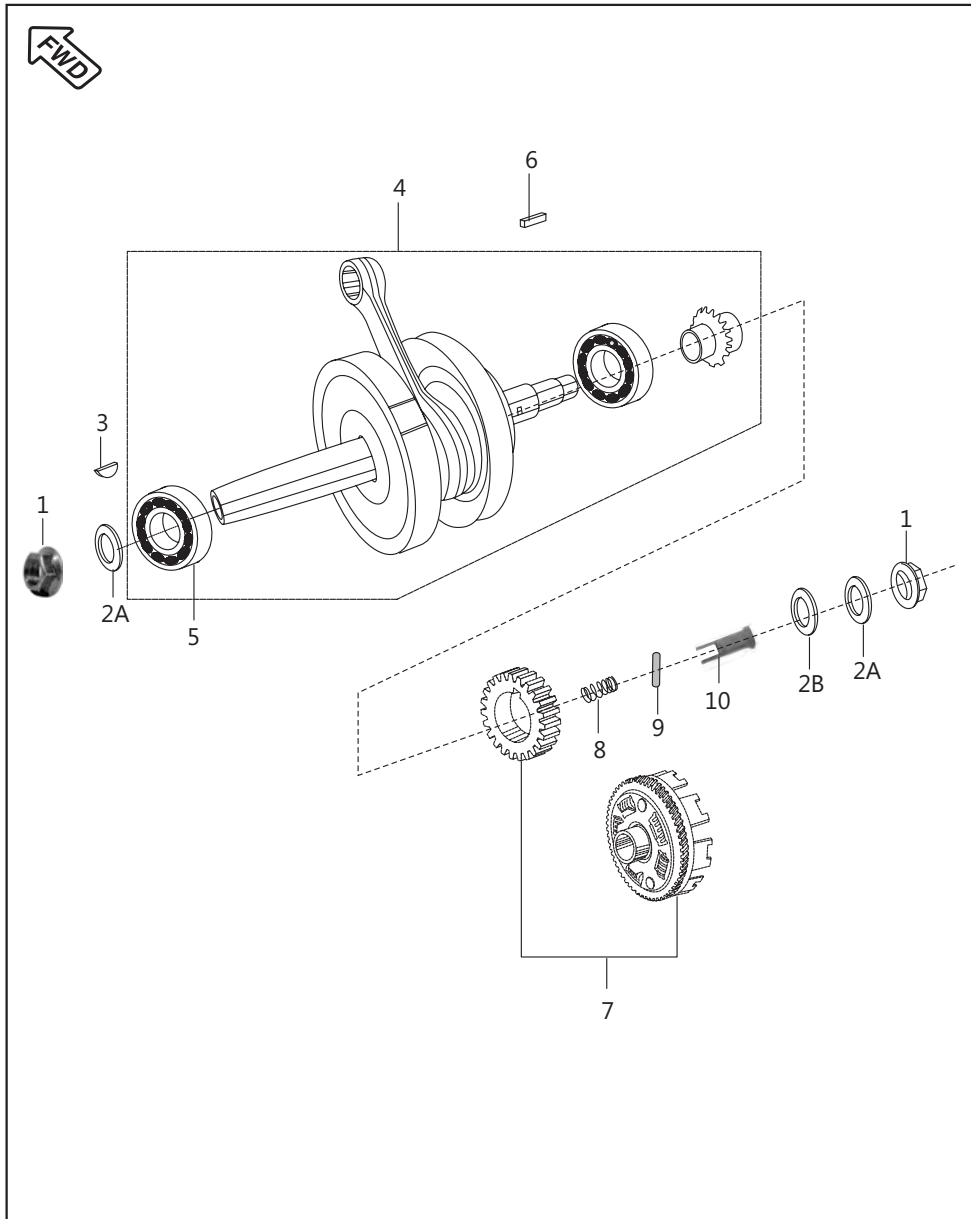
Cylinder and Piston



No.	Part No.	Description	Qty	Remarks
1	JD 5210 02	Gasket Cylinder Block	1	
2	39 1000 06	Dowel Pin	2	
3	36 PF01 16	Piston Ring Set	1	
4	DP 1011 65	Ring Snap	2	
5	36 PF00 02	Kit Cylinder Block / Piston Assly.	1	
6	JA 5210 15	Damper Cylinder Block	3	

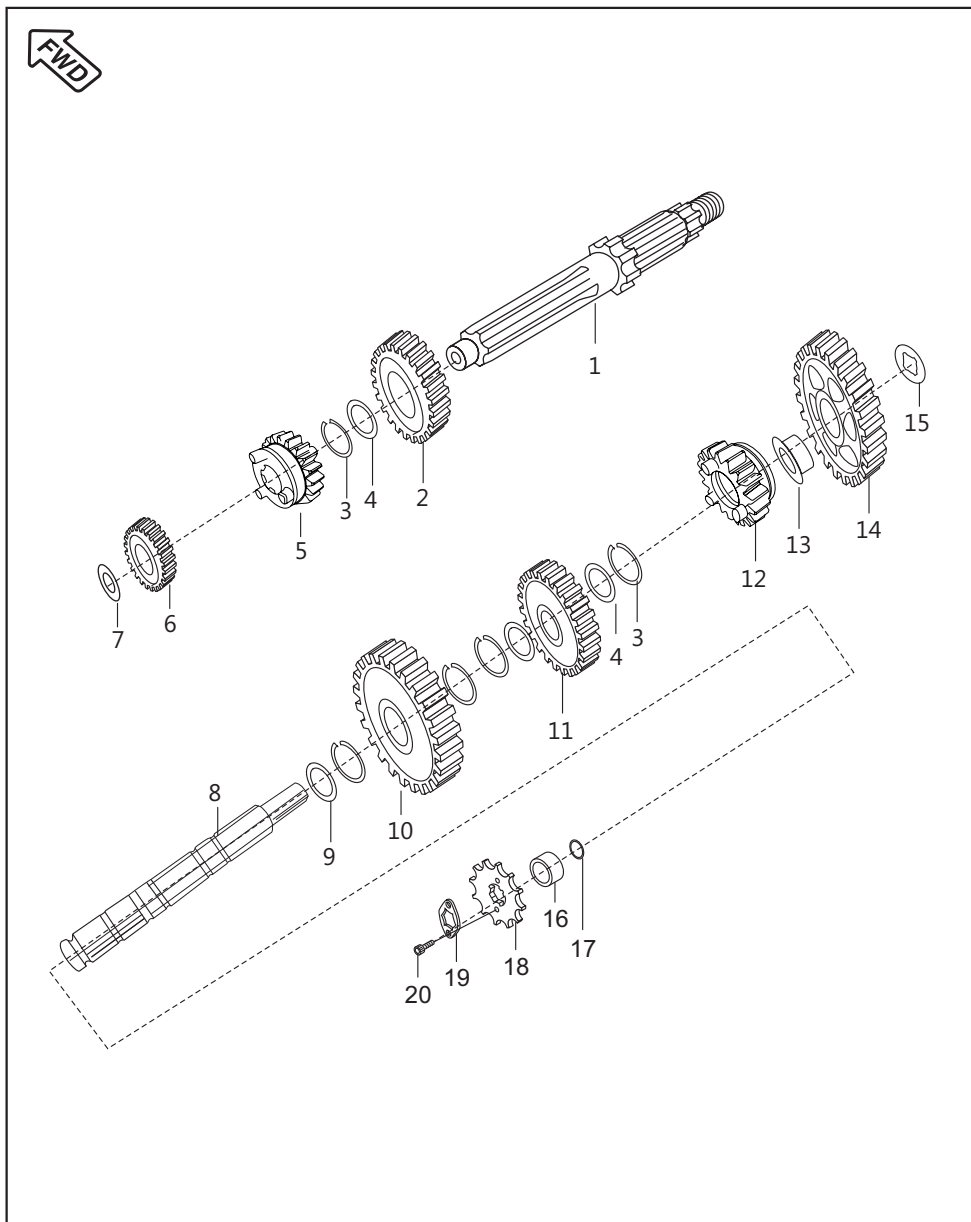
Plate No.: 6

Crankshaft



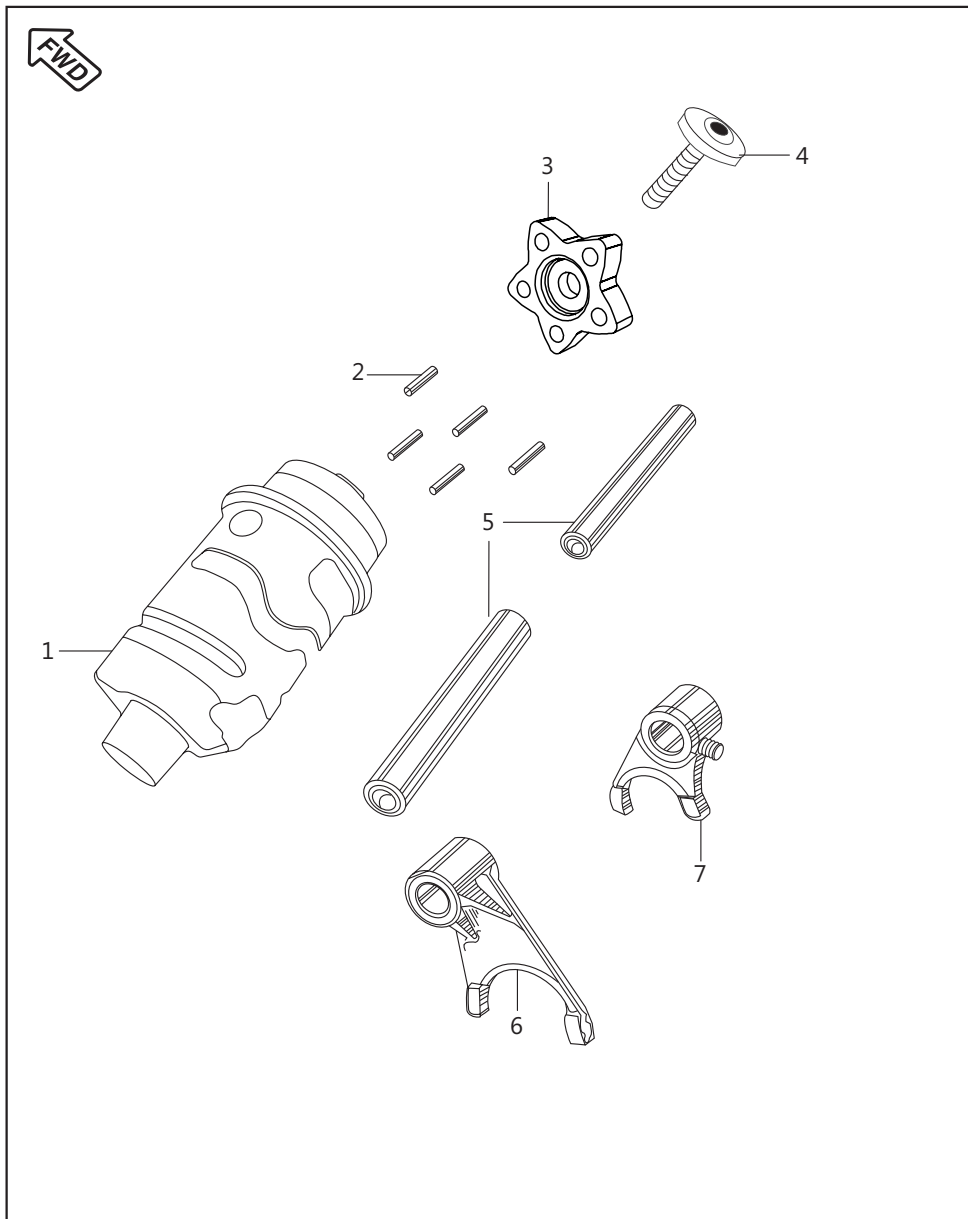
No.	Part No.	Description	Qty	Remarks
1	59 1500 14	Flange Nut	2	
2A	59 1200 03	Belleville Washer	2	
2B	59 1100 08	Plain Washer	1	
3	31 1011 73	Key Woodruff	1	
4	PF 5310 00	Crank Shaft Assly	1	
5	JE 5310 01	Ball Bearing 56 X 22 X 16	2	
6	DS 1011 54	Parallel Key	1	
7	36 JZ00 03	Set Primary Drive / Driven	1	
8	JA 531012	Spring	1	
9	JA 5310 15	Pin Crank Shaft Plunger	1	
10	JB 5310 21	Plunger Oil Crank Shaft	1	

Transmission



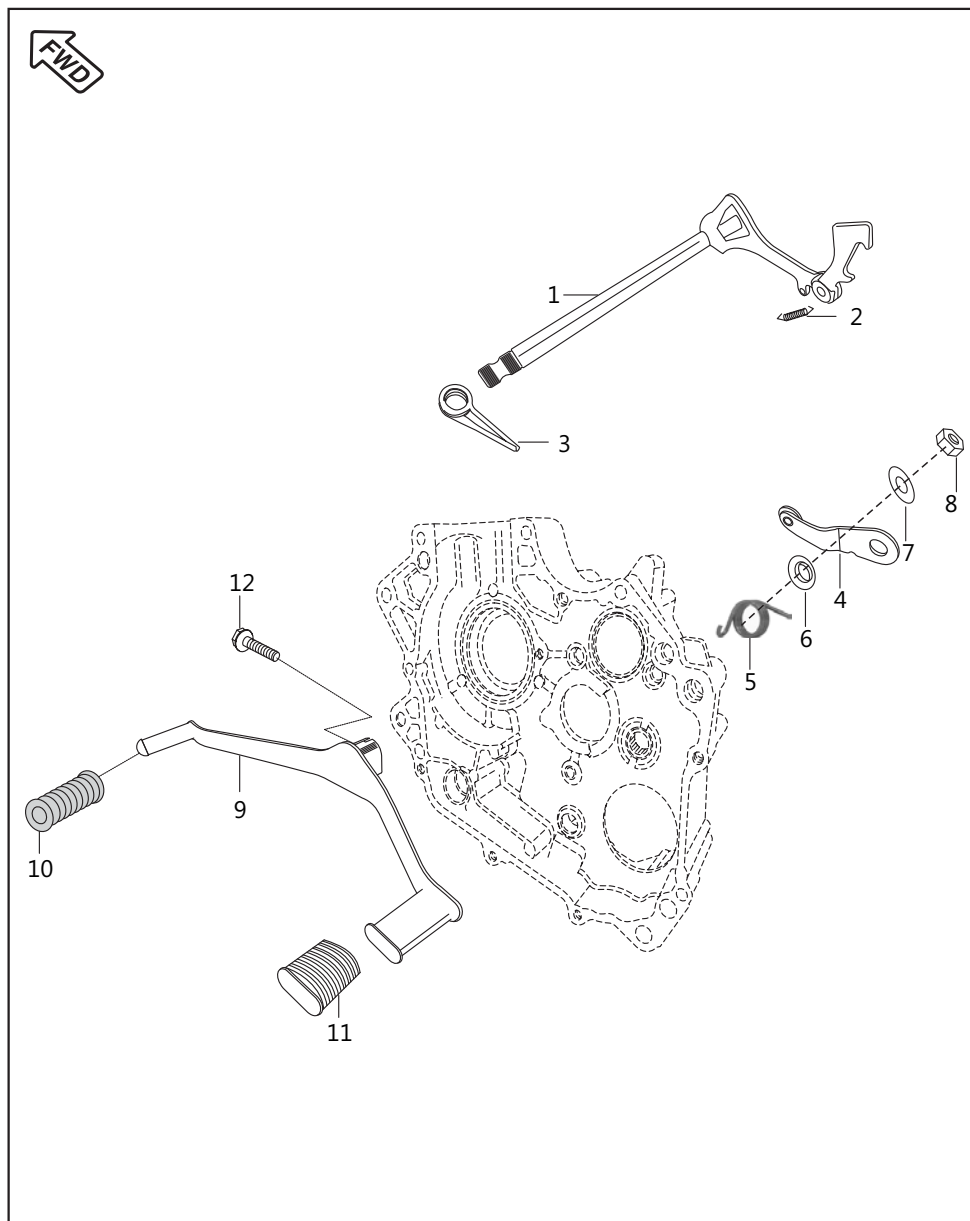
No.	Part No.	Description	Qty	Remarks
1	PF 5510 02	Shaft Input Transmission (Drive)	1	
2	PF 5512 02	Gear 4th Drive	1	
3	39 0987 17	Ring Snap (17.2 X 20.5 X 1.5)	5	
4	JA 5510 02	Spline Washer (17.2 X 20.5 X 1.5)	3	
5	PF 5512 01	Gear 3rd Drive	1	
6	PF 5512 00	Gear 2nd Drive	1	
7	JA 5510 04	Washer Thrust 2nd Drive	1	
8	PF 5510 03	Shaft Output Transmission (Driven)	1	
9	PF 5512 06	2nd Driven Washer	1	
10	PF 5512 03	Gear 2nd Driven	1	
11	PF 5512 04	Gear 3rd Driven	1	
12	PF 5512 05	Gear 4th Driven	1	
13	JZ 5512 05	Bush 1st Driven	1	
14	JZ 5512 04	Gear 1st Driven	1	
15	JA 5510 08	Washer Thrust 1st Driven	1	
16	JA 5510 09	Collar Sprocket Drive	1	
17	59 2100 24	'O' Ring Collar Sprocket (13.8 X 1.9)	1	
18	JZ 5510 04	Sprocket Drive (Engine Sprocket)	1	
19	DU 1012 13	Plate Lock Sprocket	1	
20	39 1981 04	Socket Head Bolt	2	

Change Drum / Shift Fork



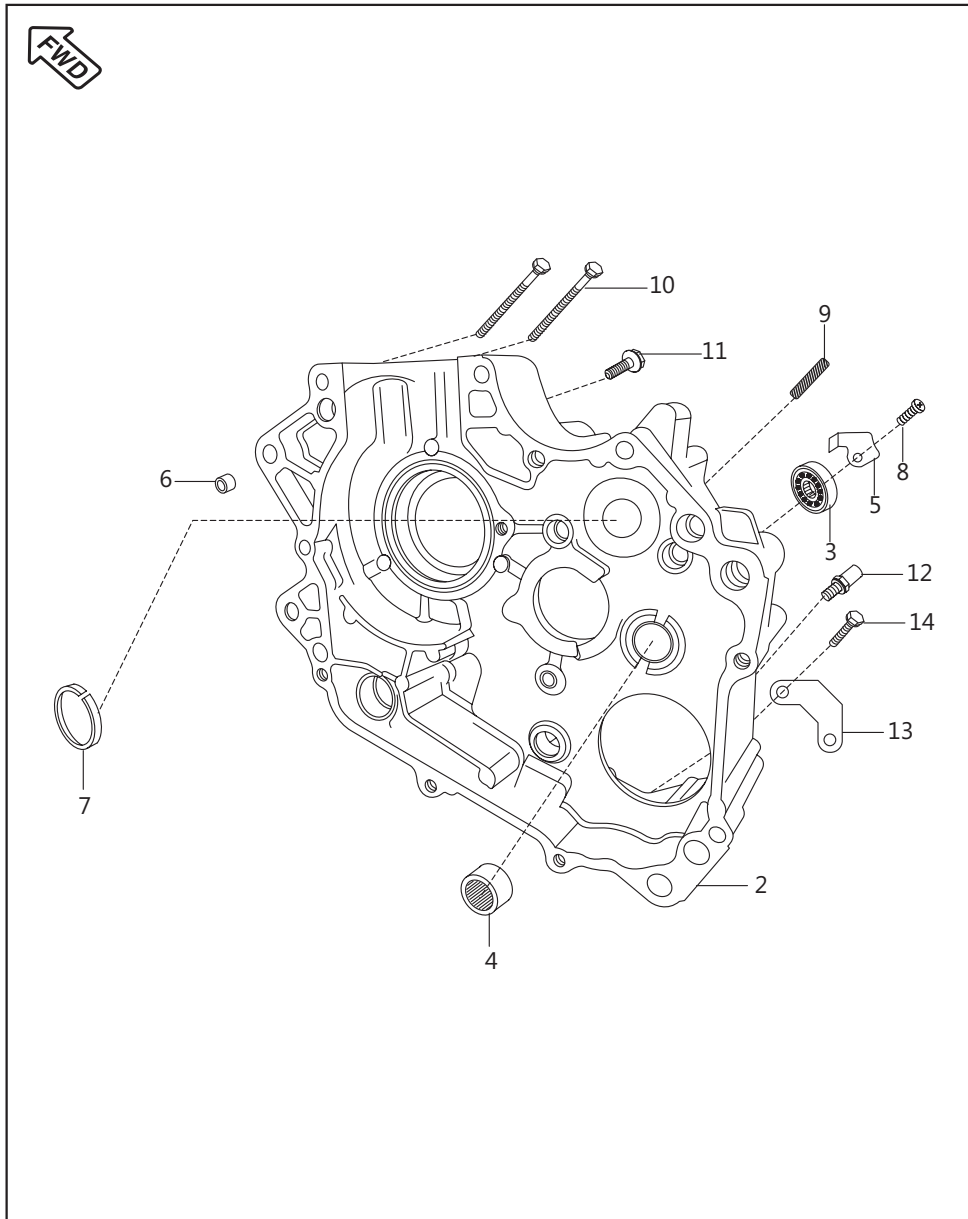
No.	Part No.	Description	Qty	Remarks
1	PF 5610 00	Drum Complete Gear Shift	1	
2	39 0992 06	Dowel (Pin Drum Change)	5	
3	JA 5610 02	Cam Drum Change	1	
4	JD 5610 11	Special Bolt Drum Change	1	
5	PF 5610 02	Shaft Gear Shift Fork	2	
6	JD 5610 04	Fork Gear Shift Output	1	
7	JZ 5610 02	Fork Gear Shift Input	1	

Gear Change Mechanism



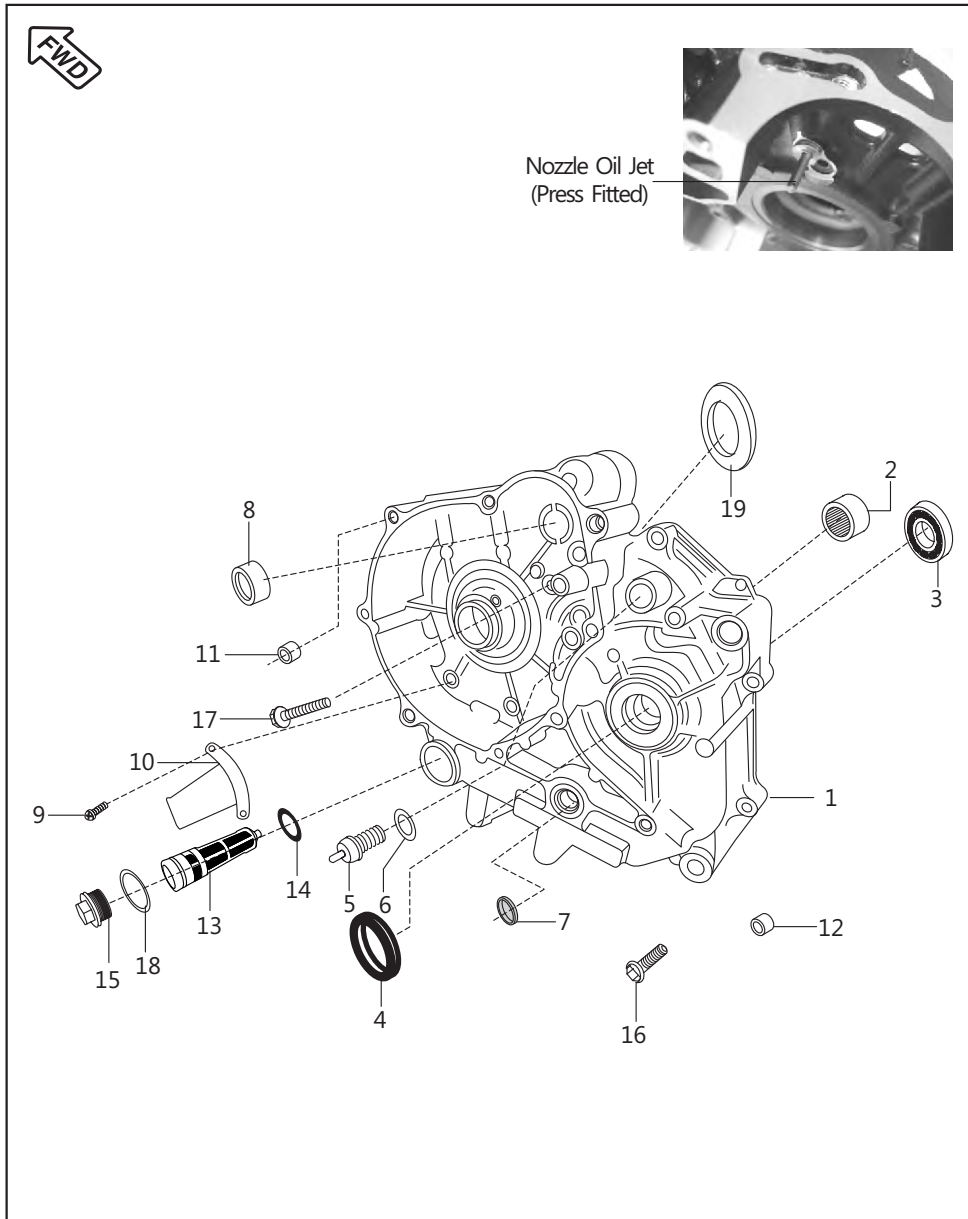
No.	Part No.	Description	Qty	Remarks
1	PF 5612 00	Lever Gear Shift Comp	1	
2	JW 5612 06	Extension Spring	1	
3	JW 5612 08	Spring Gear Shift Return	1	
4	JA 5612 07	Inhibitor Complete Gear Shift	1	
5	JA 5612 08	Spring Inhibitor	1	
6	JA 5612 09	Step Washer (Collar)	1	
7	39 2704 11	Plain Washer	1	
8	39 0817 15	Hex Nut / Flange - M6	1	
9	JZ 5614 01	Lever Gear Shift (Gear Pedal)	1	
10	DH 1015 09	Damper	1	
11	DG 1013 39	Damper	1	
12	39 1902 04	Flange Bolt	1	

Engine Assembly / Crankcase RH



No.	Part No.	Description	Qty	Remarks
1	PF 5010 04	Engine Assly SS BM-150 4 Speed	1	N.I.
2	36 PF00 05	Kit Asly C'case RH BM150	1	
3	59 2000 36	6203 Ball Bearing	1	For I/P Shaft.
4	JA 5410 11	Needle Roller Bearing	1	For O/P Shaft.
5	JA 5410 10	Stopper Plate	1	
6	39 1000 06	Dowel Pin	2	
7	PF 5410 18	Bushing Drum BM-150	1	
8	DH 1013 80	Screw	1	
9	52 JA00 27	Stud Inhibitor Mounting	1	
10	JV 5412 16	Bolt M6 X 85 Silver	2	
11	JV 5410 07	Flange Bolt	1	
12	52 JA00 29	Bolt Shift Change	1	
13	JA 5410 12	Guide Kick	1	
14	39 1964 04	Flange Bolt - Small	2	

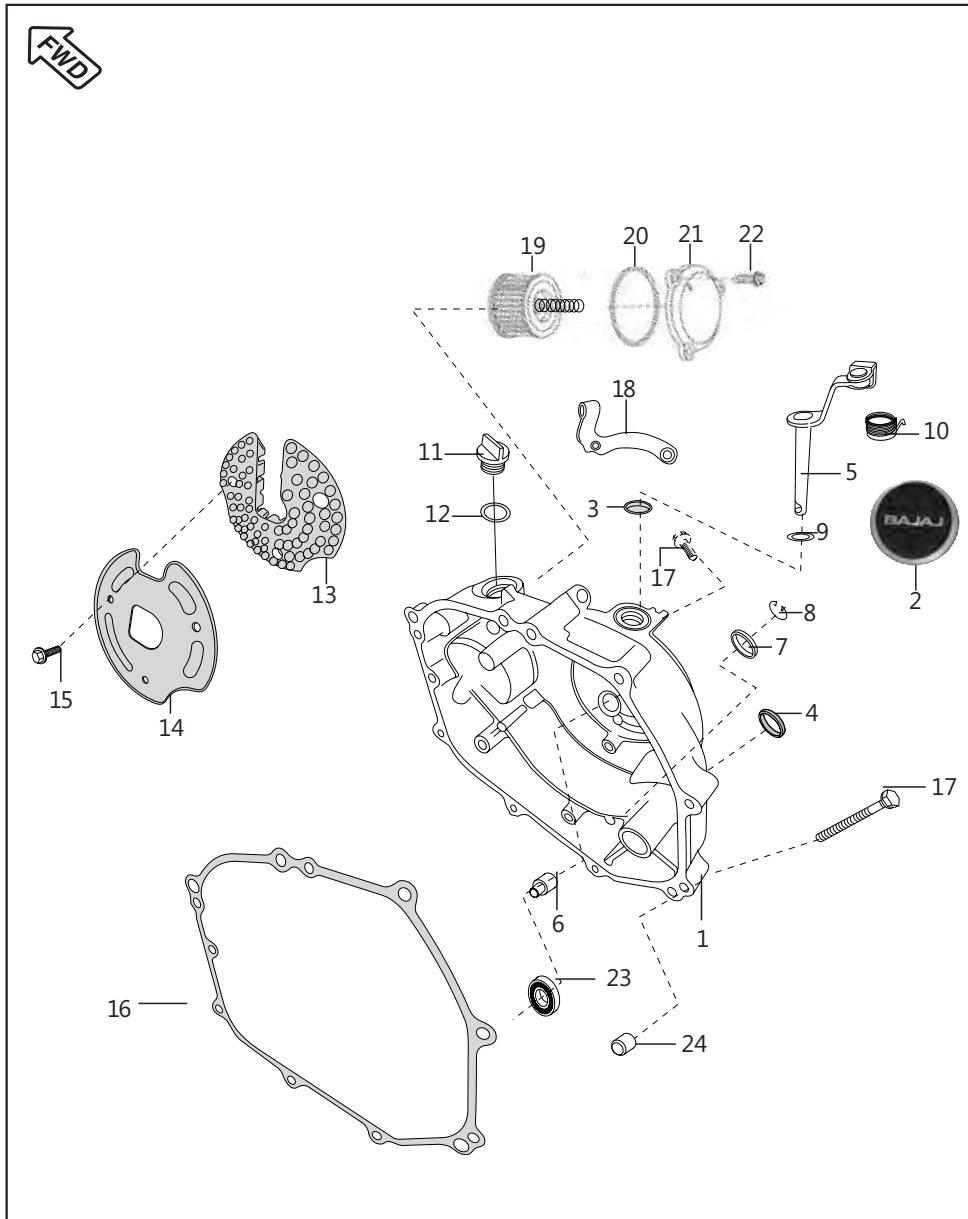
Crankcase LH



No.	Part No.	Description	Qty	Remarks
1	36 PF00 04	Kit Asly C'case Magneto Side BM-150	1	1NRB + Bush
2	39 2562 20	Needle Roller Bearing	1	
3	59 2000 36	6203 Ball Bearing	1	
4	39 1715 19	Seal Oil	1	Output Shaft
5	31 2010 81	Switch Complete	1	Neutral Switch
6	DH 1017 84	Gasket Neutral Switch (T.I.S)	1	
7	39 2190 19	Oil Seal	1	Shifter Shaft
8	JA 5410 05	Bush Bendix	1	
9	39 0747 01	Screw Pan Cross M6	2	
10	JA 5410 34	Stopper Gear Starter Aluminium	1	
11	39 1000 06	Pin Dowel	4	
12	39 0999 06	Hollow Dowel Pin	4	
13	JG 5710 24	Mesh Oil Filter Assembly	1	
14	LJ A000 04	'O' Ring Strainer	1	
15	JV 5410 06	Cap Oil Filter	1	
16	JV 5410 07	Flange - Bolt	6	
17	39 1759 04	Bolt (M6 X 1 X 55L)	1	Crankcase Mounting
18	59 2100 23	Ring 'O'	1	
19	JE 5410 38	Damper Crankshaft	1	

Plate No.: 12

Cover RH



No.	Part No.	Description	Qty	Remarks
1	36 PF00 08	Kit Asly Cl Cover BM-150	1	Gauge + Circlip
2	PF 5412 17	Label Cover Boxer	1	
3	39 1041 19	Oil Seal Clutch Lever	1	
4	30 1011 42	Oil Seal (Kick Shaft)	1	
5	JV 5412 08	Shaft Clutch Release	1	
6	JE 5514 01	Rod Push	1	
7	DG 1014 18	Gauge	1	Oil Level Check
8	DS 1012 15	Wire Circlip	1	
9	39 2443 11	Plain Washer	1	
10	JE 5412 14	Spring Torsion Clutch Lever	1	
11	JA 5412 11	Cap Oil Filler	1	
12	JA 5412 25	'O' Ring Cap Oil Filler	1	
13	JK 5412 12	Damper Clutch Cover PL BM-150	1	
14	JA 5412 16	Plate Damper	1	
15	DH 1013 88	Bolt Flange	3	
16	JA 5412 12	Gasket Clutch Cover	1	
17	JV 5410 07	Bolt Flange	8	
18	JV 5412 09	Bracket Clutch Cable	1	
19	DD 1211 81	Oil Filter Element	1	
20	39 1671 21	'O' Ring	1	
21	JV 5412 05	Cap Filter	1	
22	JA 5210 19	Bolt Flange	3	
23	14 1510 33	Bearing- Ball	1	
24	39 0999 06	Pin Hollow Dowel	2	

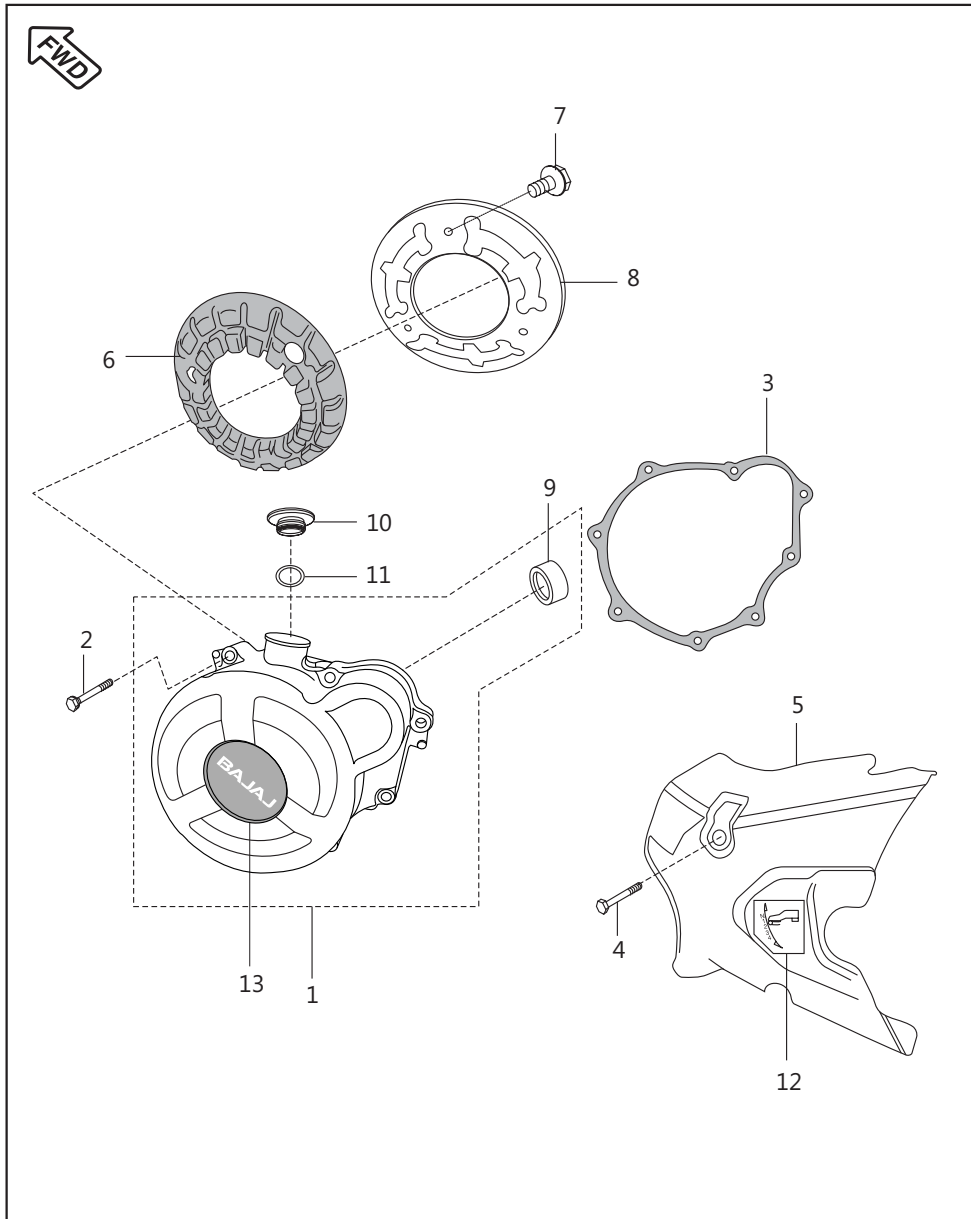


Plate No.: 13

Cover Magneto

No.	Part No.	Description	Qty	Remarks
1	36 PF00 07	Kit Assly Cover Magneto	1	With Bush
2	JV 5412 15	Bolt M8 Silver colour	8	
3	JA 5412 05	Gasket Magneto Cover	1	
4	JV 5410 07	Bolt	2	
5	JV 5412 12	Cover LH Rear Complete	1	
6	JK 5412 13	Damper Cover Magneto	1	
7	DH 1013 88	Flanged Bolt	3	
8	JA 5412 21	Plate Damper Cover Magneto	1	
9	JA 5410 05	Bush	1	For Drive Gear Assly
10	JV 5412 07	Cap TDC Finder	1	
11	30 1011 95	'O' Ring	1	
12	DS 1611 50	Sticker Gear Shifting	1	
13	JK 5412 14	Decal	1	

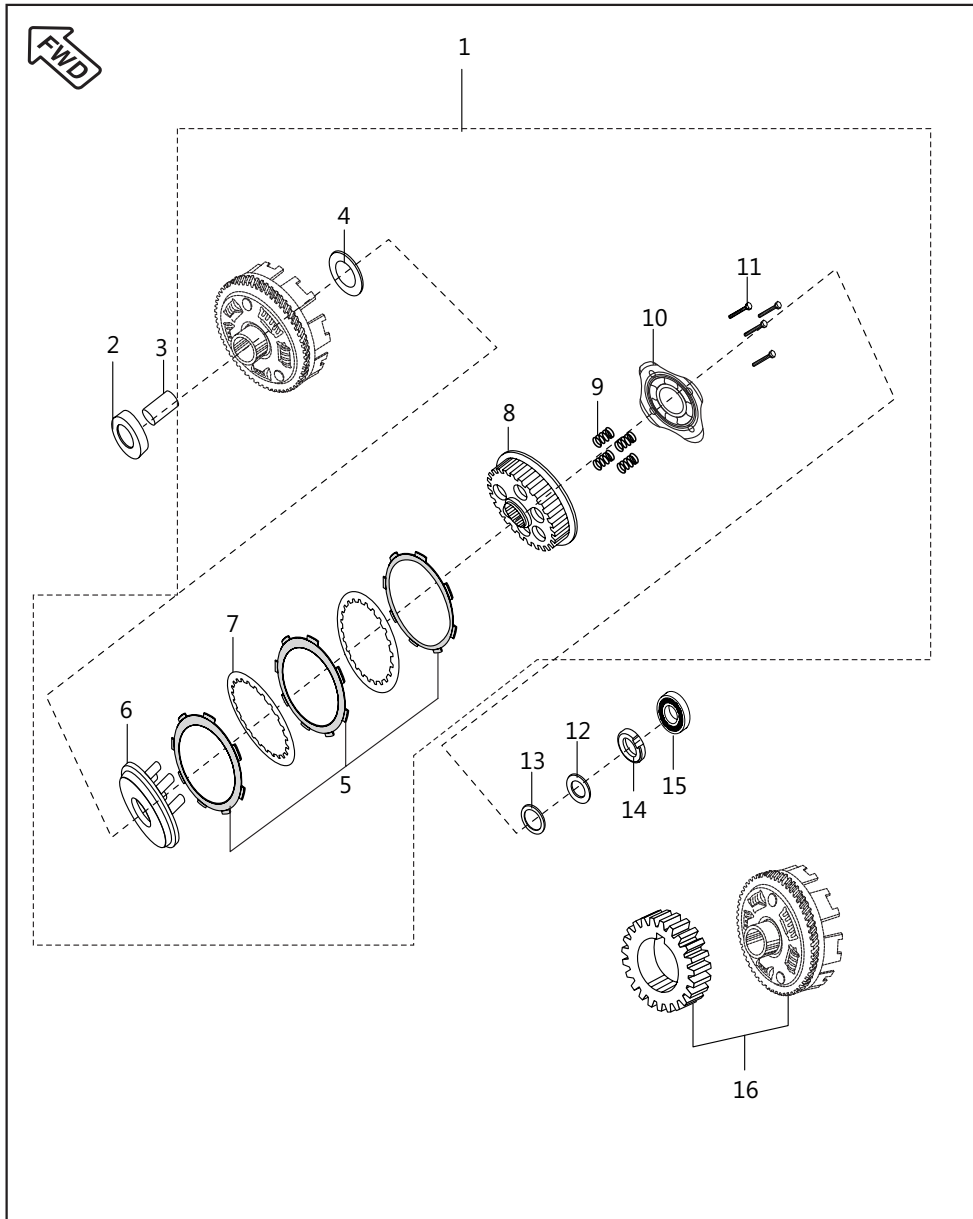
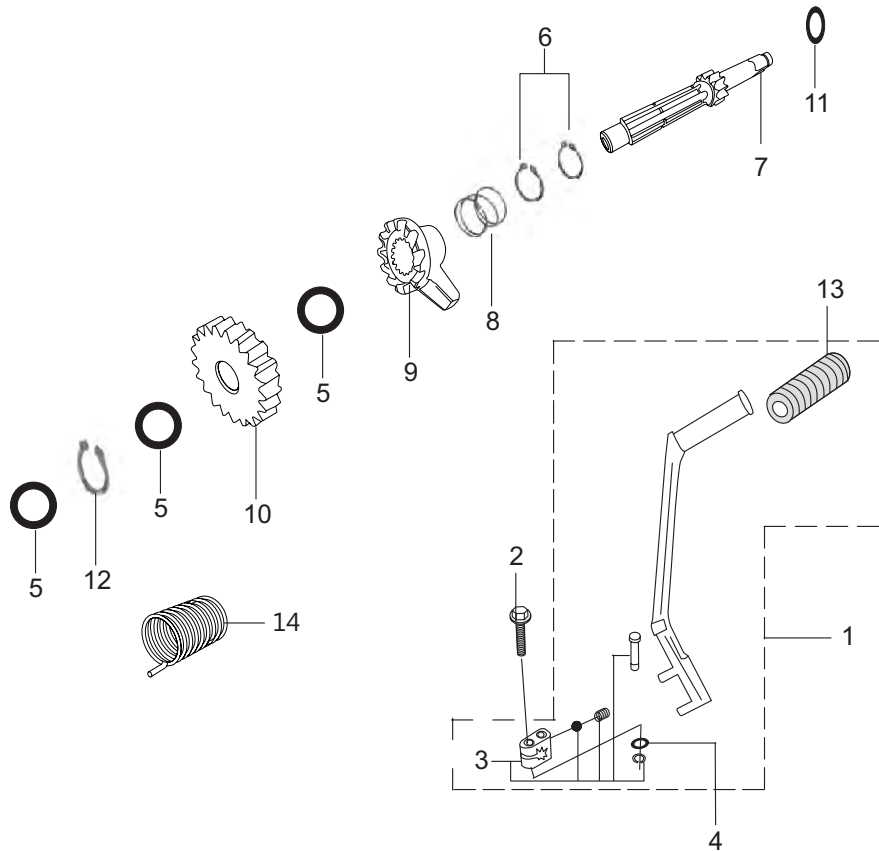


Plate No.: 14

Clutch

No.	Part No.	Description	Qty	Remarks
1	PF 5514 03	Clutch Assembly Complete	1	
2	JD 5514 00	Spacer Clutch Assly	1	
3	JA 5514 06	Collar Clutch	1	
4	39 2600 11	Washer	1	
5	36 PF00 09	Kit Plate Friction	1	
6	JA 5514 14	Wheel Clutch	1	
7	JA 5514 19	Plate Clutch (Steel Plate)	4	
8	JA 5514 15	Hub Clutch	1	
9	PF 5514 05	Compression Spring	4	
10	PF 5514 06	Holder Clutch	1	
11	39 1553 04	Bolt Flange M6	4	
12	39 2200 11	Belleville Washer	1	
13	39 0240 11	Plain Washer	1	
14	DH 1016 48	Nut Special Clutch Center Lock	1	L.H. Threads
15	14 1510 33	Bearing - Ball	1	
16	36 JZ00 03	Set Primary Drive & Driven	1	

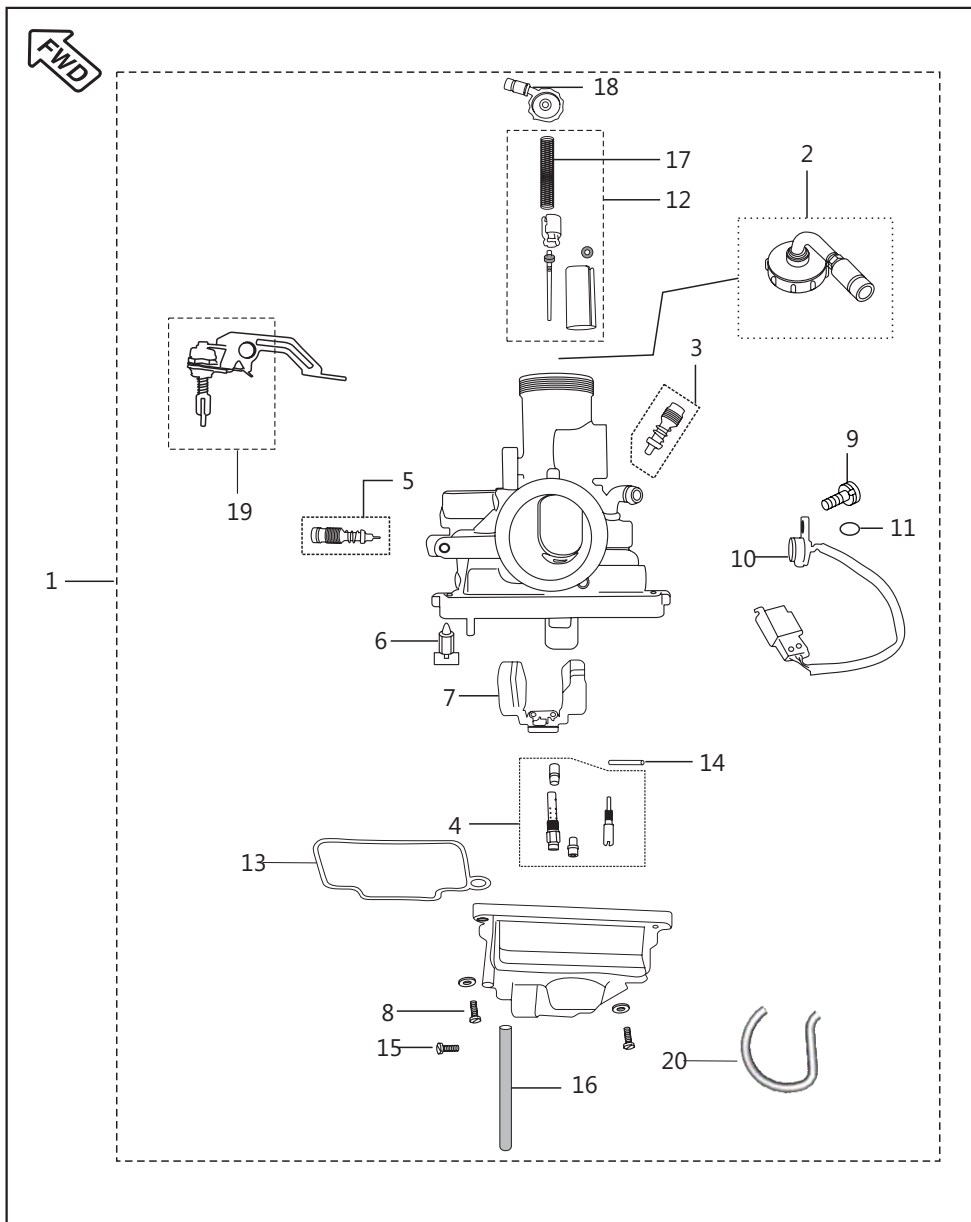


Kick Starter Mechanism

No.	Part No.	Description	Qty	Remarks
1	JA 6212 01	Lever Assly Kick	1	
2	JA 6212 06	Bolt Special	1	
3	36 DU10 07	Boss Kick Set	1	
4	22 1502 41	Plain Washer	1	
5	39 0993 11	Plain Washer Small	3	
6	39 0738 17	Circlip Shaft	2	
7	JA 6210 01	Shaft Kick	1	
8	DS 1011 17	Spring Kick Starter Ratchet	1	
9	JA 6210 02	Ratchet	1	
10	JZ 6210 00	Gear Kick Pinion	1	
11	JA 6210 06	Washer Thrust (16.2 X 25 X 0.5)	1	
12	39 2408 17	Circlip	1	
13	DD 1010 97	Kick Rubber	1	
14	JE 5410 08	Spring Kick Starter Return	1	

Plate No.: 16

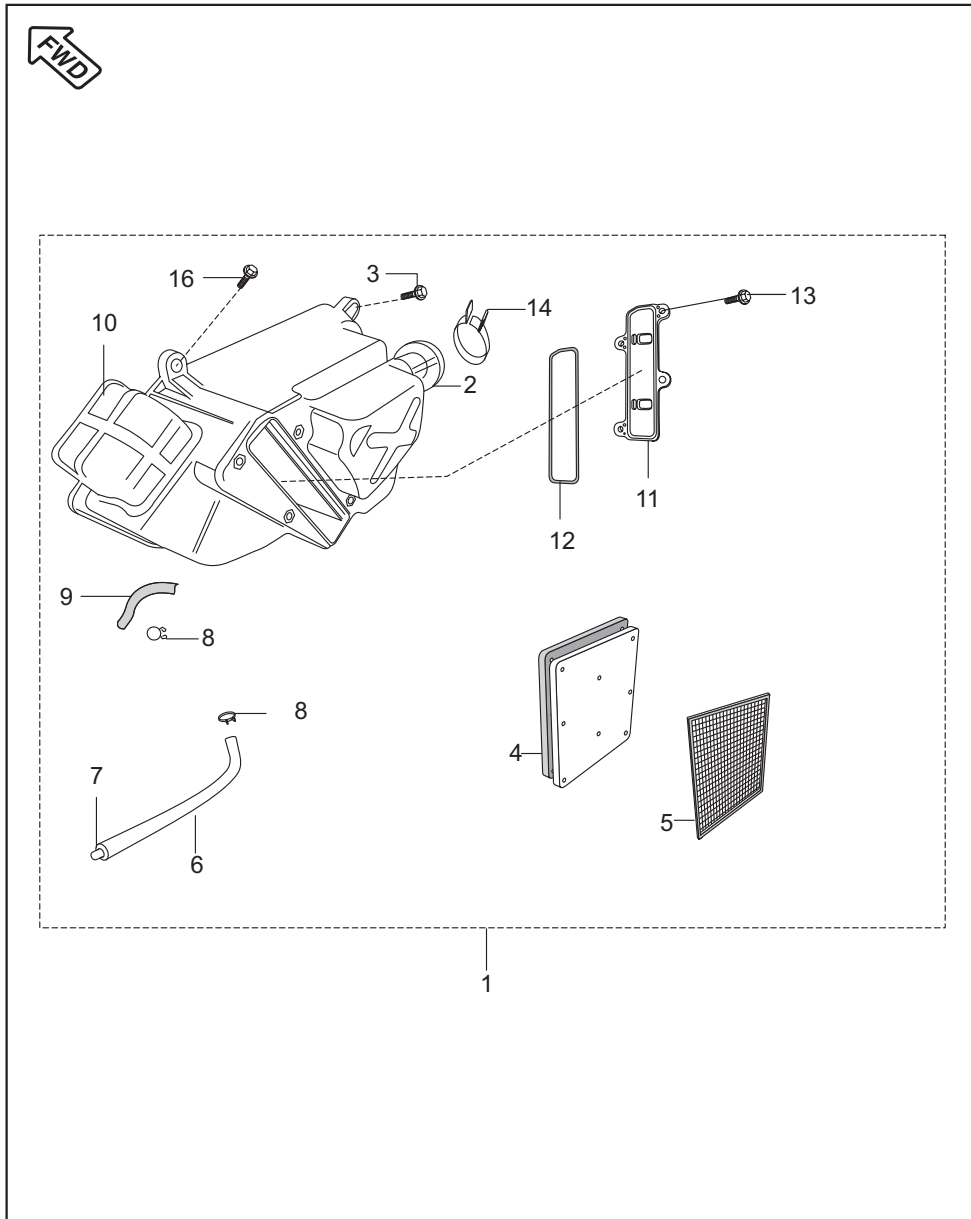
Carburettor



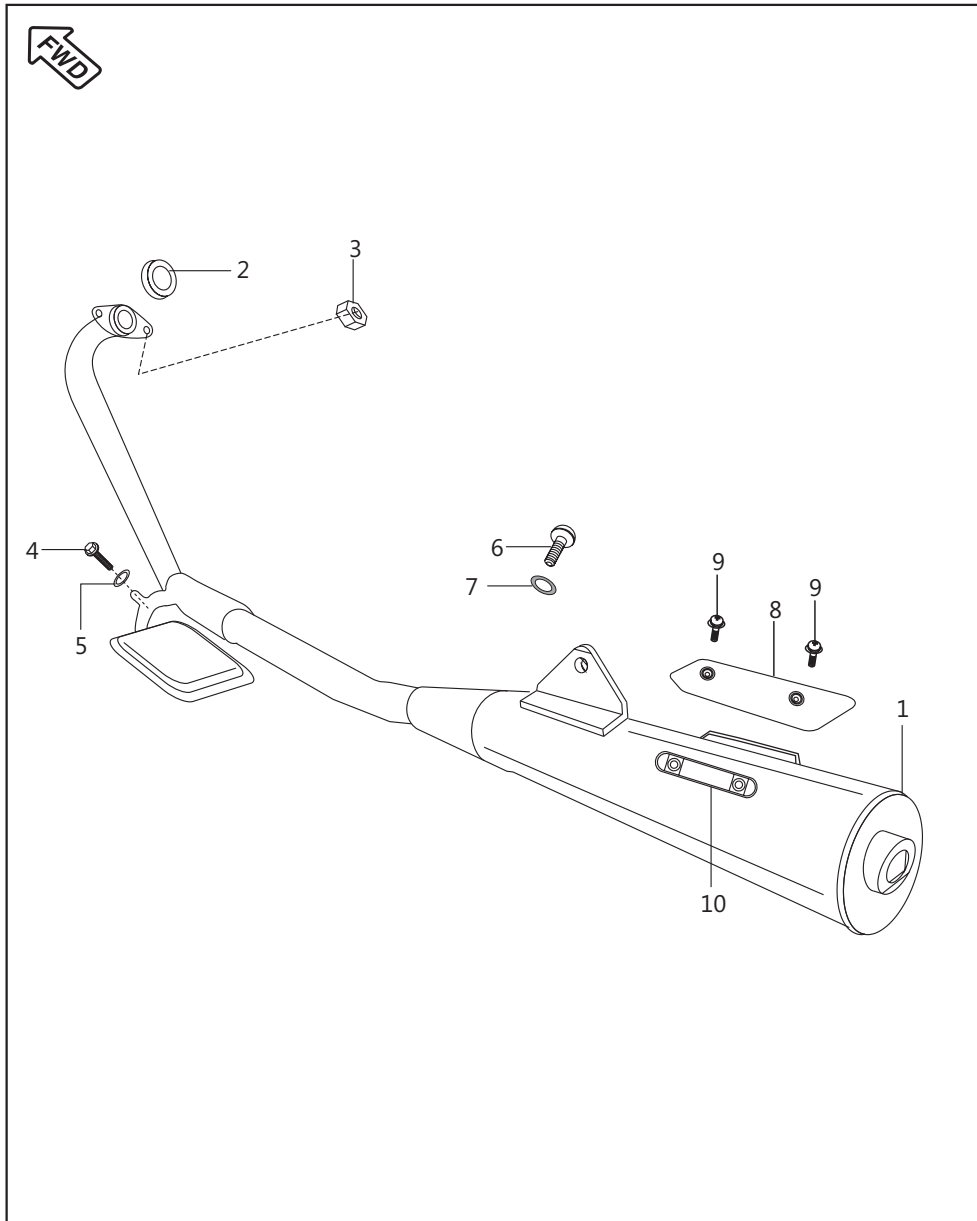
No.	Part No.	Description	Qty	Remarks
1	PF 5812 00	Carburettor Assly	1	
2	JA 5812 23	Mixing Cap Assembly	1	
3	DH 1211 69	Pilot Screw Kit	1	
4	36 PF00 21	Kit Jet BM 150	1	
5	36 JZ00 16	Idling Screw Kit	1	
6	JA 5812 21	Needle Valve Assembly	1	
7	24 1213 65	Float Complete	1	
8	CB 1210 42	Screw Washers Bowl M4x14	4	
9	39 1062 04	Screw TPS	1	
10	JB 5812 02	Throttle Position Sensor	1	
11	JB 5812 04	"O" Ring (TPS)	1	
12	36 PF00 22	Kit Piston Valve BM 150	1	
13	36 PF00 24	Kit Carburetor Gasket/O Ring	1	N.I.
14	24 1210 69	Arm Pin Float	1	
15	JA 5813 14	Drain Screw	1	
16	JZ 5812 20	Hose Drain	1	
17	JZ 5812 16	Spring	1	
18	JA 5812 91	Cable Adjuster	1	
19	36 PF00 23	Kit Choke Plunger BM 150	1	
20	30 1210 04	RING - SNAP	1	

Plate No.: 17

Air Cleaner Complete



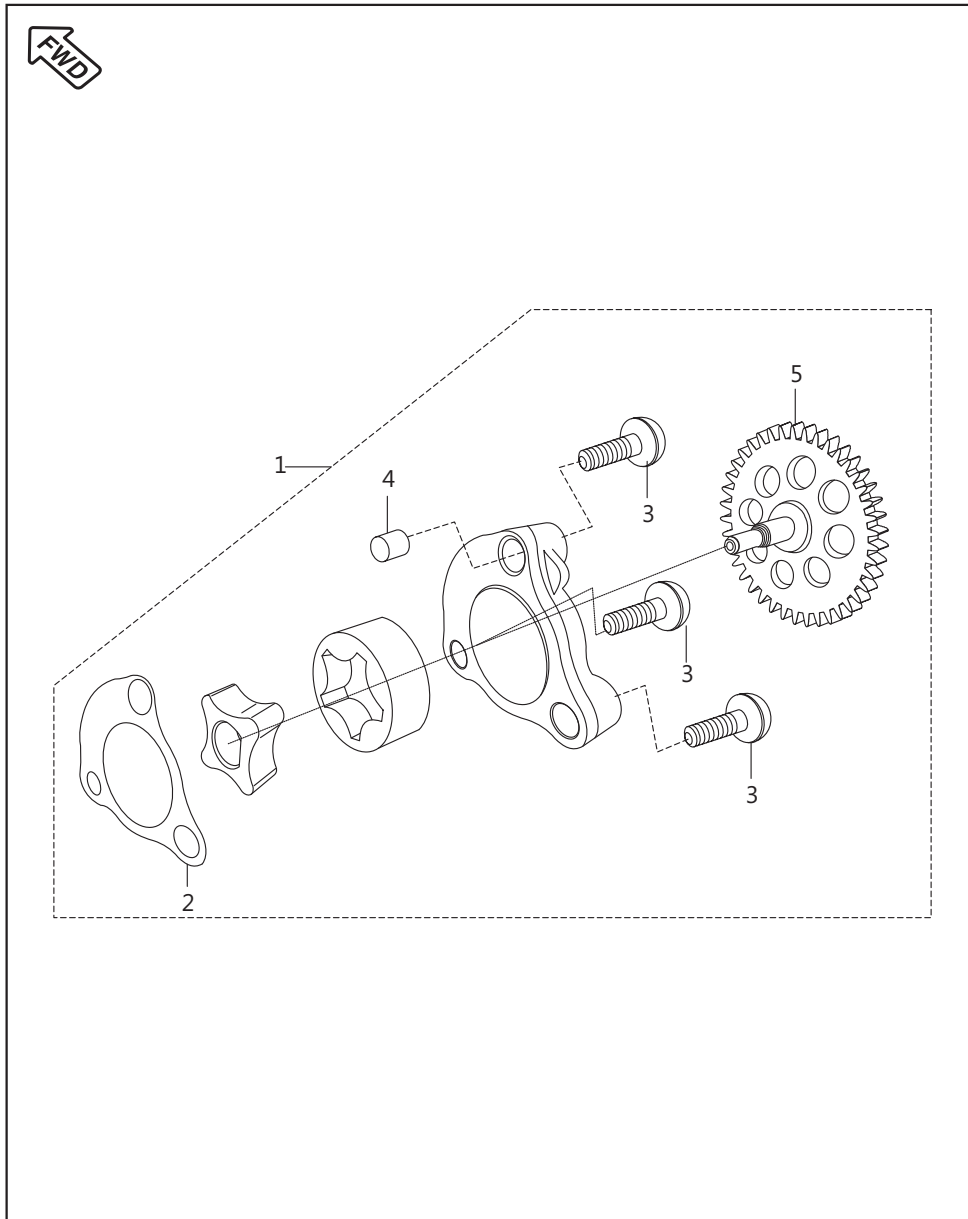
No.	Part No.	Description	Qty	Remarks
1	PF 5810 03	Air Filter Assly	1	
2	PF 5810 02	Duct Air Intake	1	Intake
3	DF 1614 26	Bolt - Stepped with Flange	2	
4	PF 5810 12	Element Air Filter	1	
5	JA 5810 09	Flame Arrester	1	
6	JA 5810 12	Tube Drain	1	
7	DS 1211 26	Plug	1	
8	DP 1210 25	Clamp	1	
9	JA 5110 11	Hose Breather	1	
10	JB 5810 01	Air Intake Duct	1	
11	JA 5810 13	Cartridge Cover Assly.	1	
	PF 5810 19	Cartridge Cover Assly.	1	Alt for JA581013
12	JA 5810 11	'O' Ring Cartridge Cover	1	
13	39 1773 04	Flange Bolt	4	
14	DH 1210 38	Clamp	1	
15	39 1779 02	Self Tapping Screw	2	
16	39 1677 04	Hex Head Screw	2	



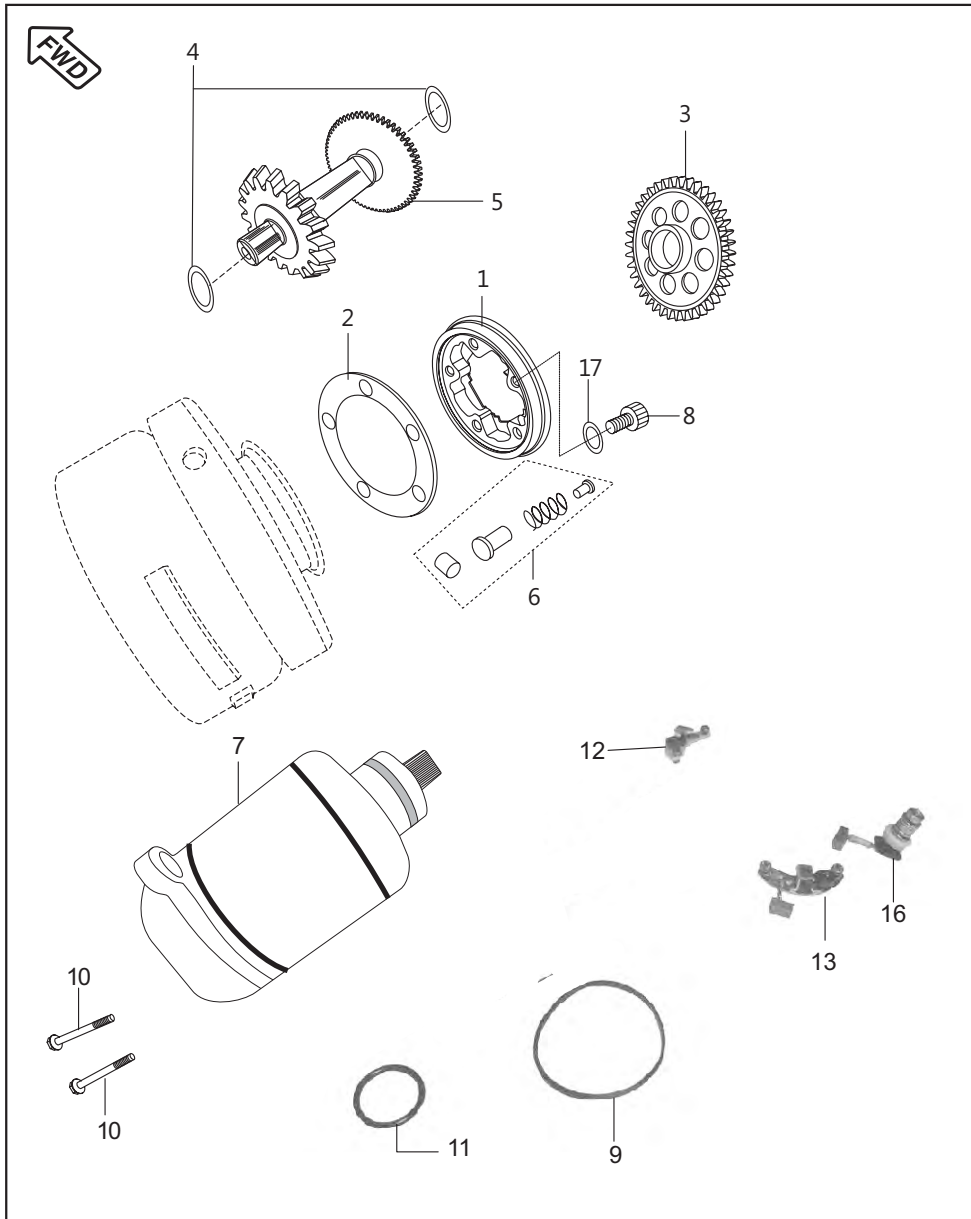
Silencer Assembly

No.	Part No.	Description	Qty	Remarks
1	PF 5910 17	Silencer Assly	1	CAT,Wire Shield
2	CB 1011 14	Gasket Exhaust Mounting	1	
3	39 2295 15	Flange Nut	2	
4	39 2754 04	Bolt Hex with Flange M5	1	
5	39 2492 11	Plain Washer	1	
6	39 2722 04	Bolt M10 x 1.25	1	
7	JB 1130 05	Washer	2	
8	PF 5910 45	Shield Muffler	1	
9	DH 1016 07	Truss Screw	4	
10	PF 5910 43	Wire Shield	1	

Oil Pump

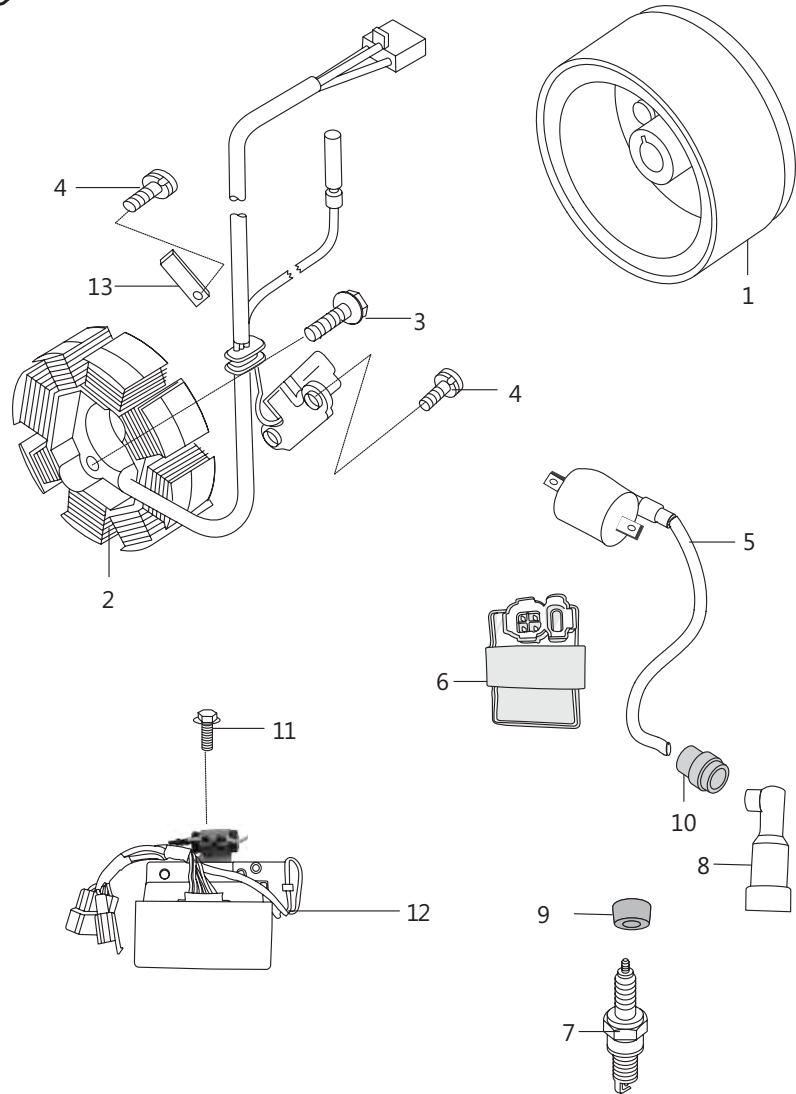


No.	Part No.	Description	Qty	Remarks
1	PF 5710 00	Oil Pump Assly	1	
2	JA 5410 16	Gasket Case Oil Pump	1	
3	FD 1010 78	Pan Head Screw M6 X 1 X 3DL	3	
4	39 0999 06	Dowel	2	
5	PF 5710 01	Gear Oil Pump	1	



Starter Assembly

No.	Part No.	Description	Qty	Remarks
1	JA 6214 14	Body Complete Starter Clutch	1	
2	DH 1017 81	Plate Roller Clutch	1	
3	JA 6214 10	Gear Starter Clutch	1	
4	JA 6214 02	Washer	2	
5	JA 6214 06	Starter Drive Assly	1	
6	36 JZ00 08	Starter Clutch Repair Kit	1	
7	PF 3516 00	Motor Assly	1	
8	DH 1013 80	Screw - Pan - Precoated	3	
9	JA 3516 06	Sealing Ring (Flash)	1	
	JA 3516 26	Sealing Ring (Lucas-TVS)	1	
10	LA D000 11	Flange Bolt M6x20	2	Motor Mounting
11	JA 3516 02	'O' Ring For Spigot (Flash)	1	
	JA 3516 27	'O' Ring For Spigot (Lucas-TVS)		
12	JA 3516 08	+ve Brush Holder Assly (Flash)	1	
13	JA 3516 09	-ve Brush Holder Assly (Flash)	1	
14	JA 3516 18	Brush & Earth Plate Assly	1	N.I (Lucas-TVS)
15	JA 3516 24	Brush Spring (Lucas-TVS)	1	N.I.
16	JA 3516 19	Terminal Assly (Lucas-TVS)	1	
17	39 0849 14	Washer lock - Toothed	3	



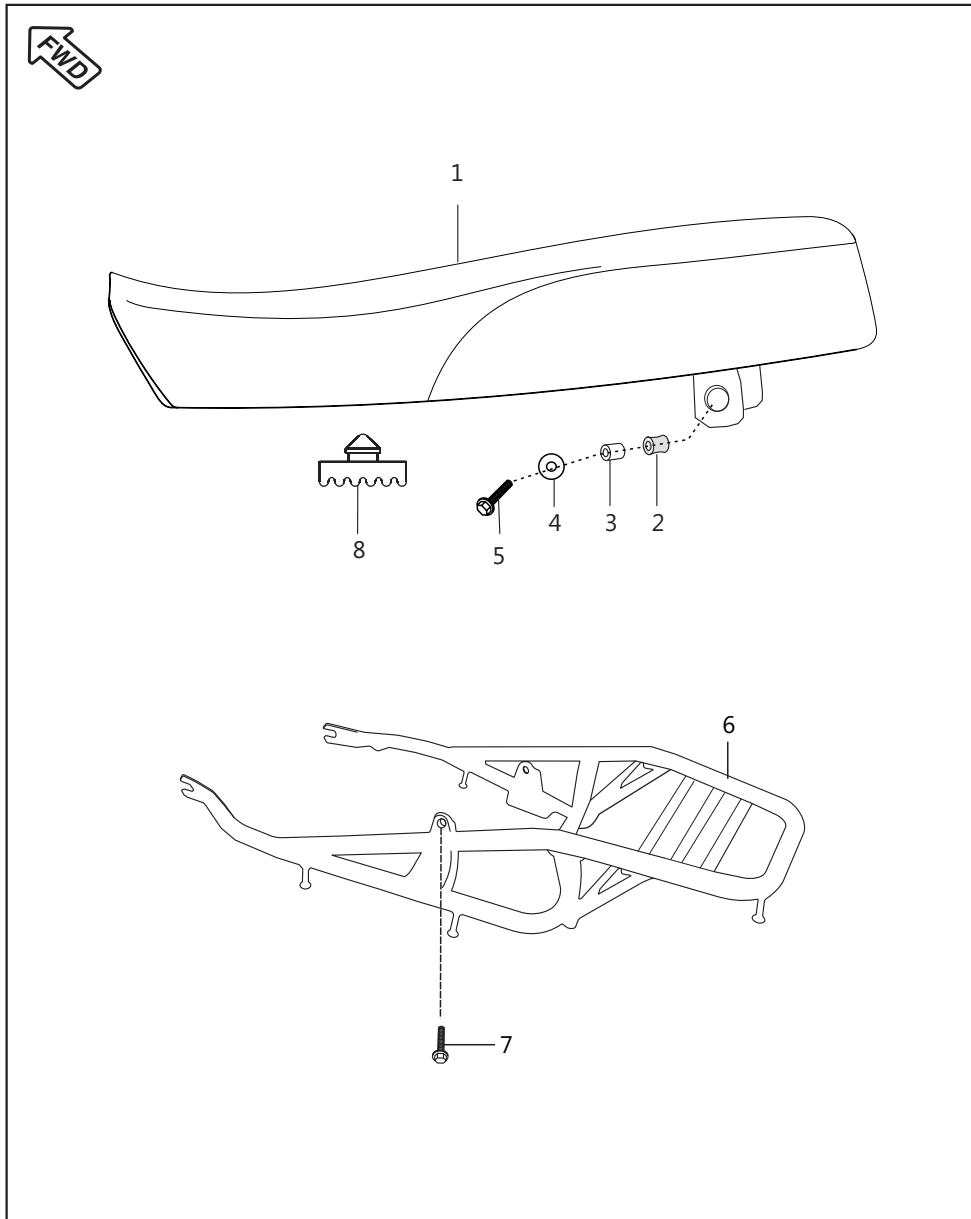
Front Wheel Direction

Plate No.: 21

Magneto, CDI & H.T. Coil

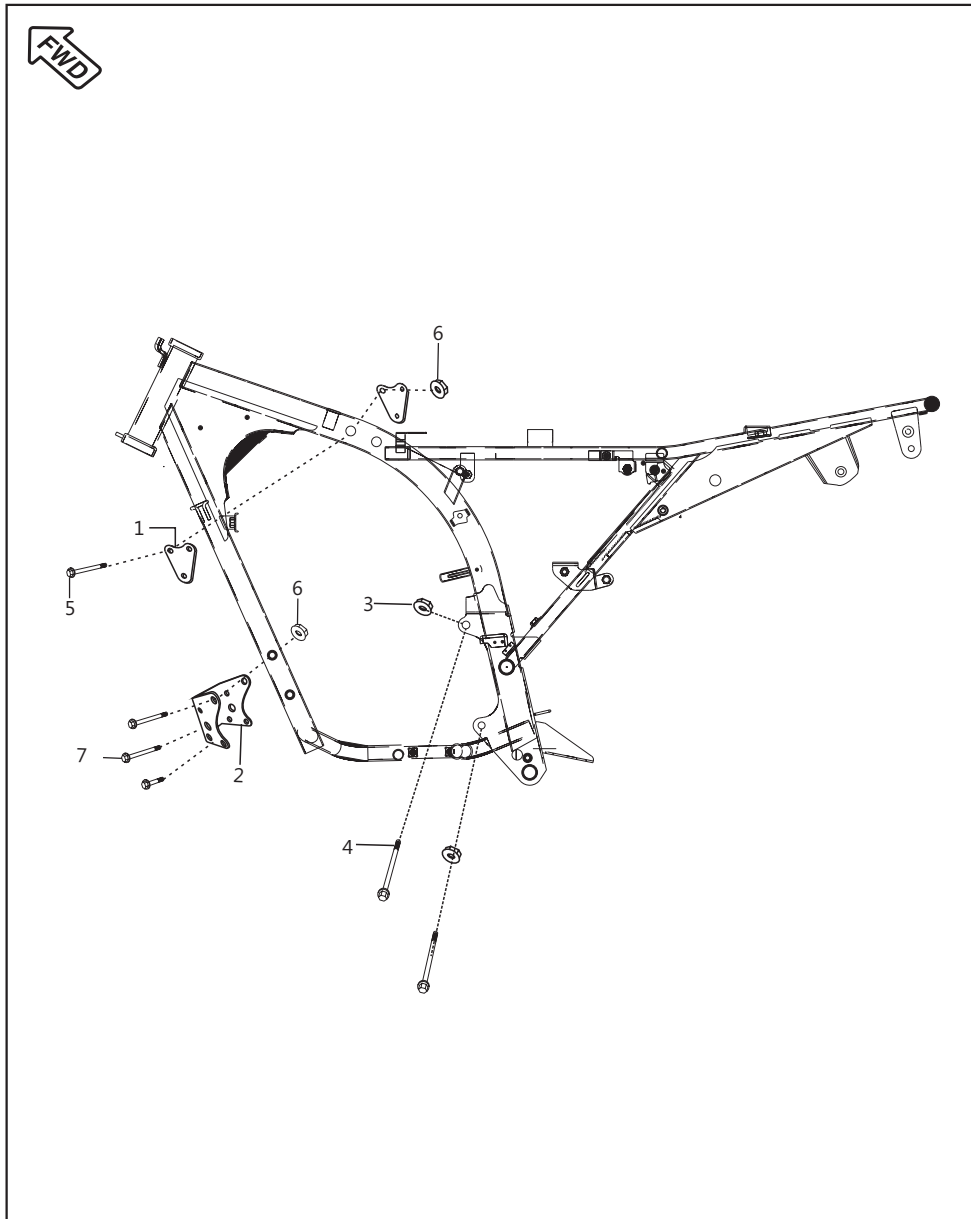
No.	Part No.	Description	Qty	Remarks
1	PF 3510 03	Rotor Assly	1	
2	PF 3510 04	Stater Assly Complete	1	
3	39 1674 04	Bolt Flange M6 X 28	2	
4	DH 1013 80	Pan Head Screw M6 X 12	3	
5	JV 3512 04	H. T. Coil With Cable	1	
6	PF 3512 01	C.D.I. Assly	1	
7	DD 1110 18	Spark Plug PRZ9 HC	1	
	CF 1110 19	Spark Plug UR4AC	1	
8	DD 1110 48	Spark Plug Cap	1	
9	DD 1110 11	Grommet Spark Plug Cap	1	
10	DD 1110 12	Grommet for HT Cable	1	
11	39 1943 04	Bolt Flange M6	2	
12	JN 4020 00	DC Regulator With Capacitor	1	
13	JA 5410 28	Lock Plate	1	
14	59 0400 14	Bolt Flange (N.I.)	4	For HT Coil
		Mounting		

Seat Assembly



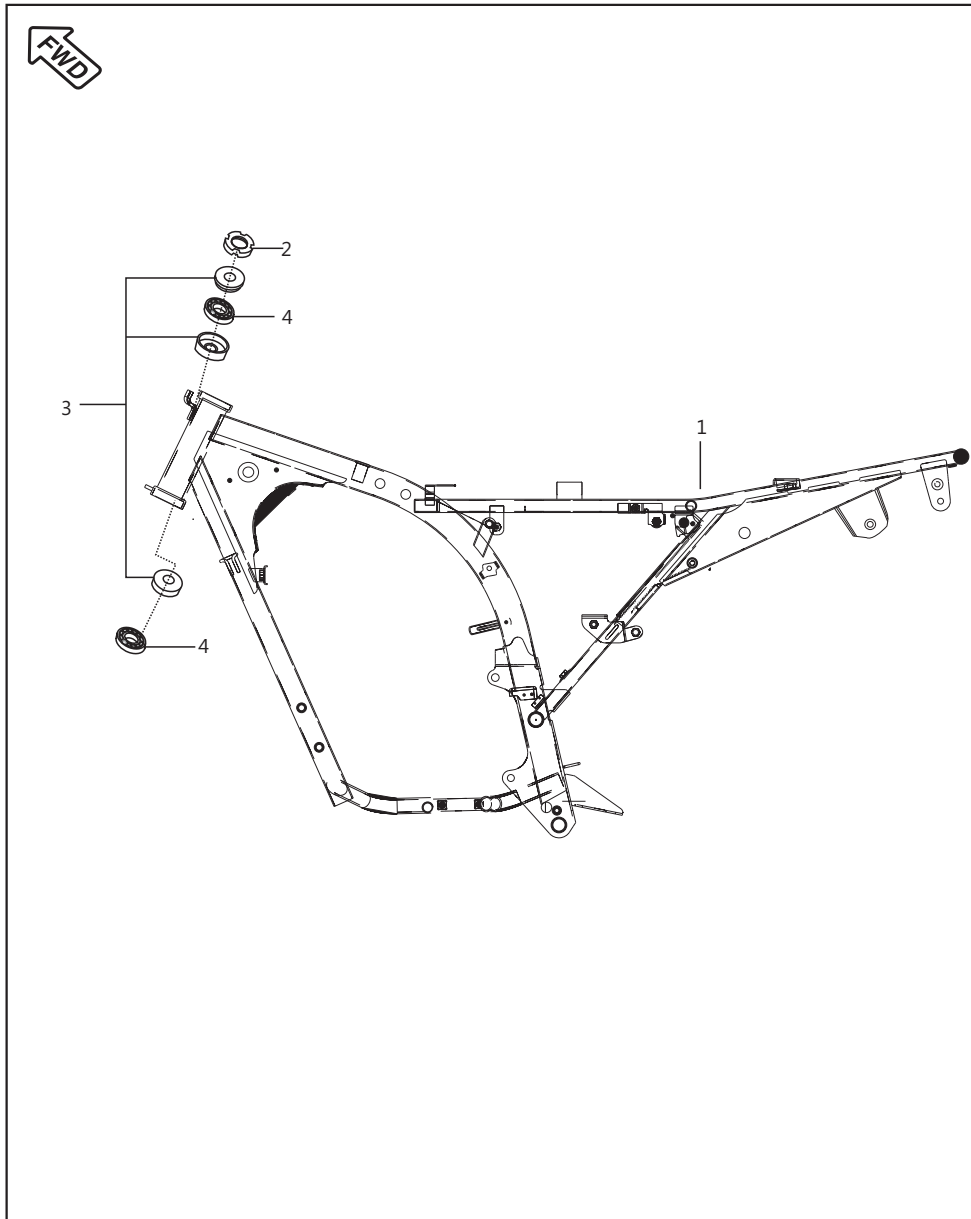
No.	Part No.	Description	Qty	Remarks
1	PF 1910 00	Seat assly. complete (Profile Seat)	1	
2	FD 2110 06	Grommet Seat	2	
3	FD 2110 07	Spacer Seat	2	
4	39 1211 11	Washer Plain	2	
5	LA C000 21	Bolt Hexagon Socket Head	2	
6	PF 2314 05	Grip Frame	1	
7	39 1556 04	Bolt Flange	2	
8	DP 2110 09	Damper For Seat	7	

Engine Mountings



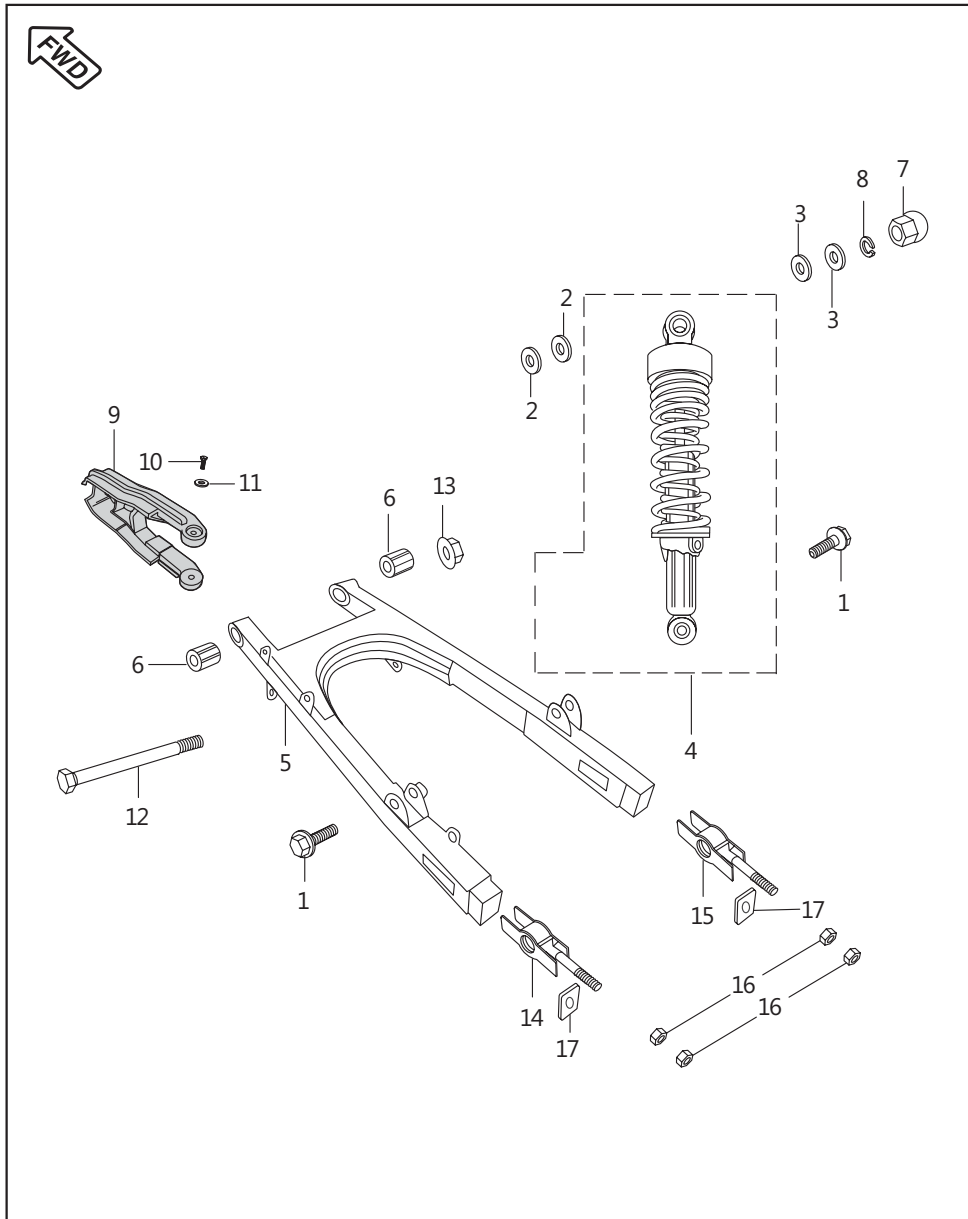
No.	Part No.	Description	Qty	Remarks
1	PF 1134 02	Bracket Engine Hanger	2	
2	JA 1134 02	Engine Mounting Bracket Front	1	
3	39 2723 15	Hex Nut Flanged	2	for engine mtg. Rear
4	JA 1134 03	Bolt Flanged	2	for engine mtg. Rear
5	39 2312 04	Bolt Flanged	3	for engine mtg. Top
6	39 1970 15	Nut Flanged	7	for engine
7	59 0400 17	Hex Bolt Flanged	4	for engine mtg.

Frame and Frame Fittings



No.	Part No.	Description	Qty	Remarks
1	PF 1110 00	Frame Assly.	1	
2	DS 1810 18	Nut with Dust Cap	1	
3	36 3140 01	Bearing cone Kit	1	
4	DJ 1811 15	Cage Bearing	2	
5	DH 1810 14	Cup Steering	1	N.I.

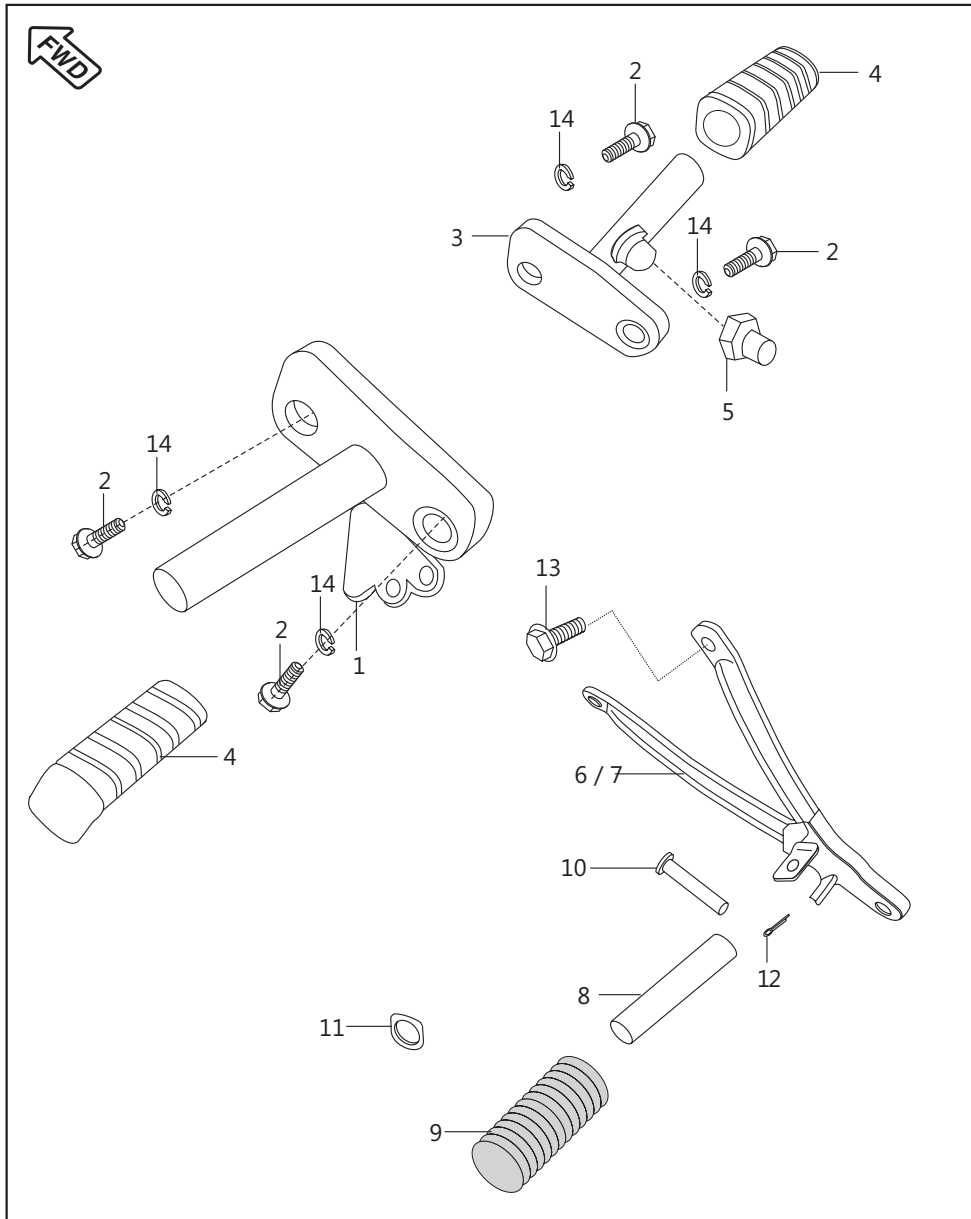
Swing Arm / Rear Shock Absorber



No.	Part No.	Description	Qty	Remarks
1	JB 1220 16	Hex Bolt / Flange - M10	2	
2	39 0714 11	Plain Washer	2	
3	39 2349 11	Plain Washer	4	
4	PF 1220 04	Rear Shock Absorber	2	
5	52 PF02 19	Kit Asly Swing Arm	1	With Bush
6	DP 1710 06	Bushing Rubber	2	
7	39 2366 15	Domed Cap Nut	2	
8	39 0789 12	Spring Washer	2	
9	JB 1220 03	Chain Slider	1	
10	39 0553 02	Screw	2	For Chain Sider
11	39 0454 11	Plain Washer	2	For Chain Sider
12	JA 1210 03	Shaft Swing Arm	1	
13	39 0939 15	Nylock Nut	1	
14	DJ 1510 36	Adjuster Chain LH	1	
15	DJ 1510 37	Adjuster Chain RH	1	
16	39 0292 15	Hexagon Nut	4	
17	DJ 1510 47	Plate Chain Adjuster	2	

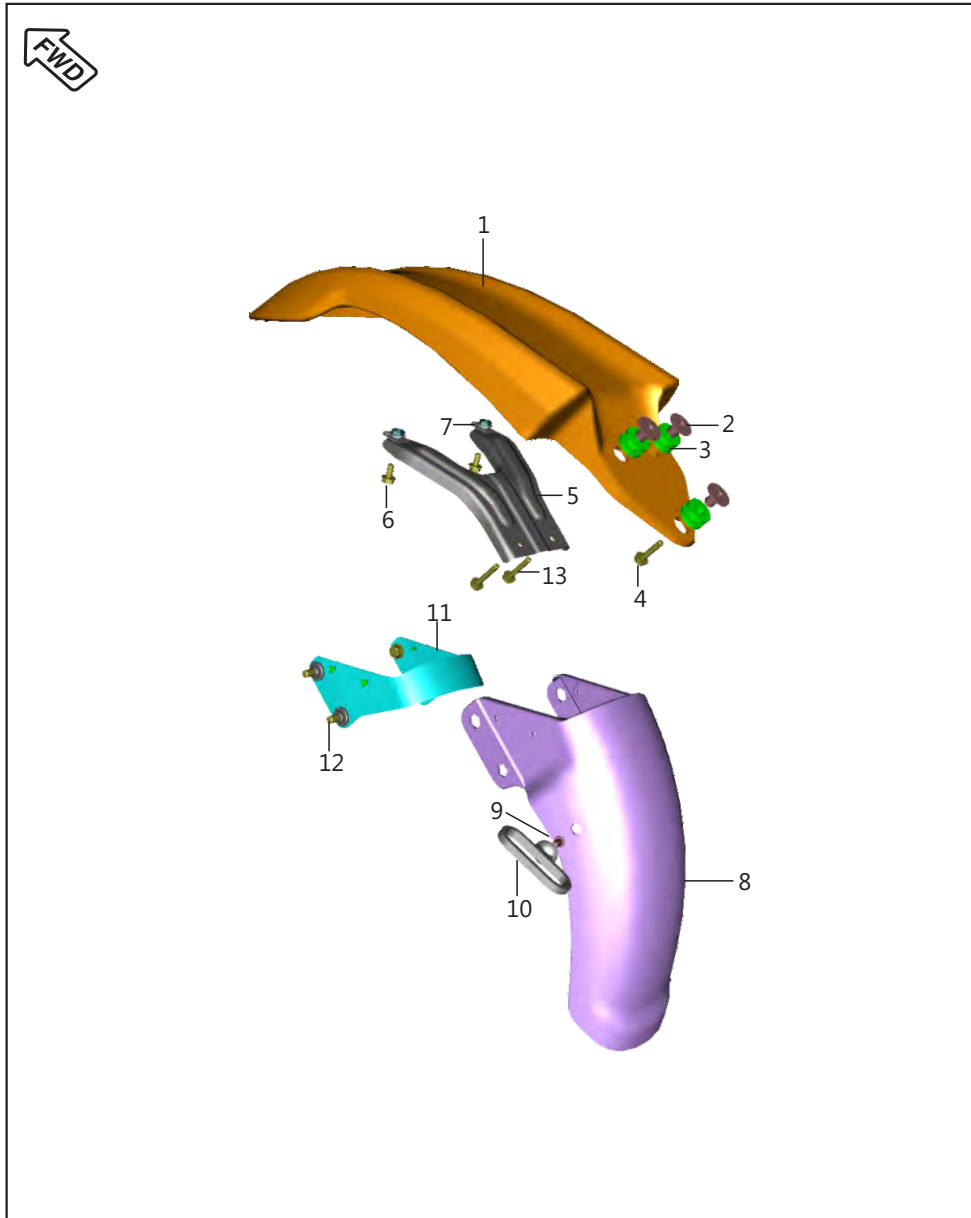
Plate No.: 26

Rider Foot Rest / Pillion Foot Rest



No.	Part No.	Description	Qty	Remarks
1	PF 1130 00	Main Step LH	1	
2	KA DF08 22	Bolt Flanged	4	
3	PF 1130 01	Main Step RH	1	
4	DF 1614 13	Rubber Main Step	2	
5	DH 1611 94	Kick Stopper	1	For Kick stopper
6	PF 1130 02	Stay LH	1	
7	PF 1130 03	Stay RH	1	
8	DP 1611 70	Step RH / LH	2	
9	JK 1130 08	Rubber Pillion Step	2	
10	30 1710 22	Pin Pillion Step	2	
11	DP 1611 63	Washer for foot step	2	For Rear Footrest
12	39 0784 08	Split Pin	2	
13	39 2481 04	Bolt Hex With Flange M8	4	
14	39 2659 12	Washer - Spring	4	

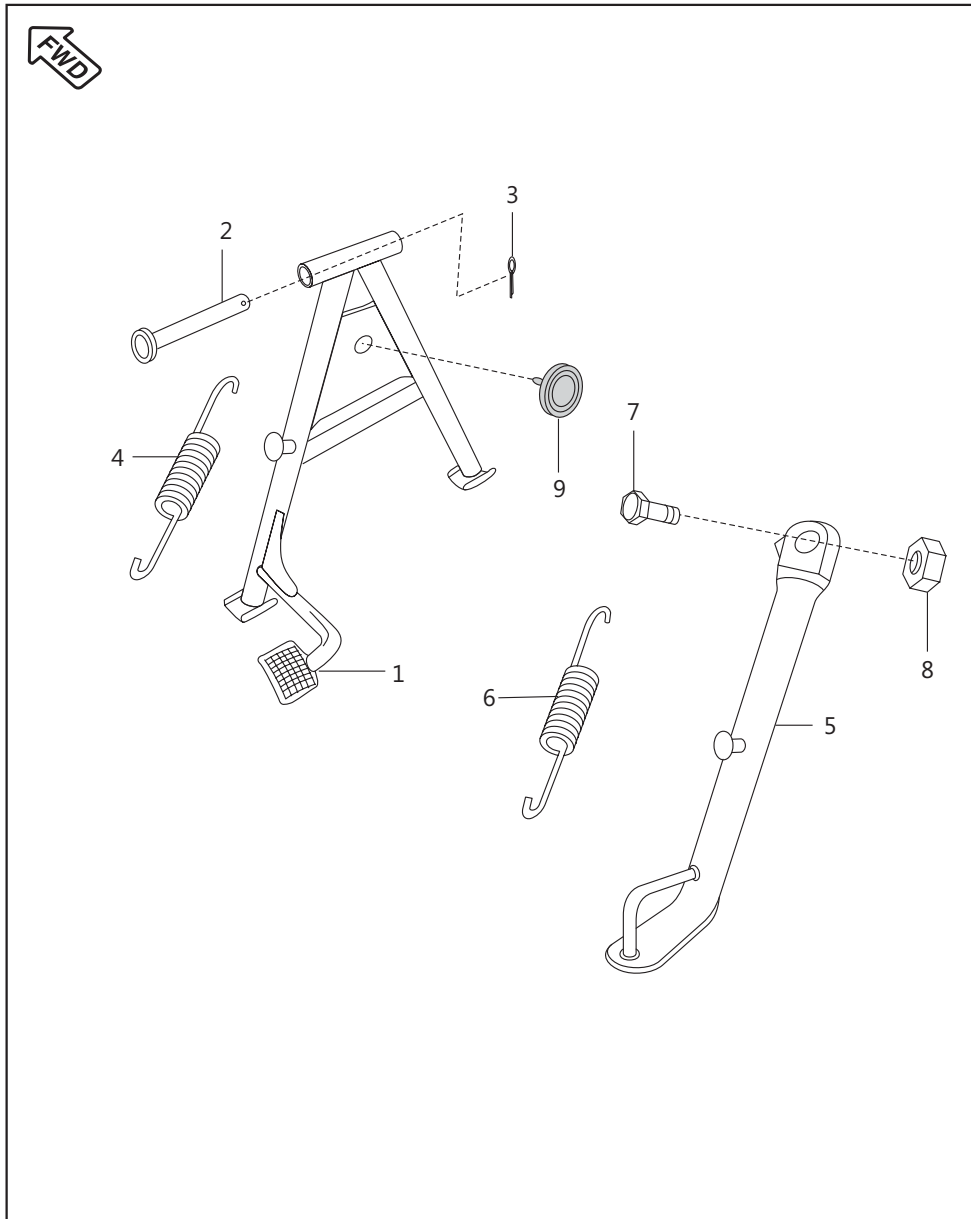
Mudguard - Front & Rear



No.	Part No.	Description	Qty	Remarks
1	PF 1814 30	Front Fender Front	1	
2	30 2110 05	Collar	3	
3	DD 2010 11	Damper	3	
4	KA DF06 25	Bolt Flange	1	
5	PF 1814 31	Bkt Mtg Front Fender Front	1	
6	KA DF06 12	Bolt Flanged	2	
7	DJ 1810 65	Clip nut	2	
8	PF 1814 32	Front Fender Rear	1	
9	DJ 1610 69	Nail Cable Guide	1	
10	DS 1611 25	Cable Guide	1	
11	PF 1814 33	Brace Front Fender Rear	1	
12	KA DF08 20	Bolt Flanged	3	
13	KA DF06 30	Bolt	2	

Plate No.: 28

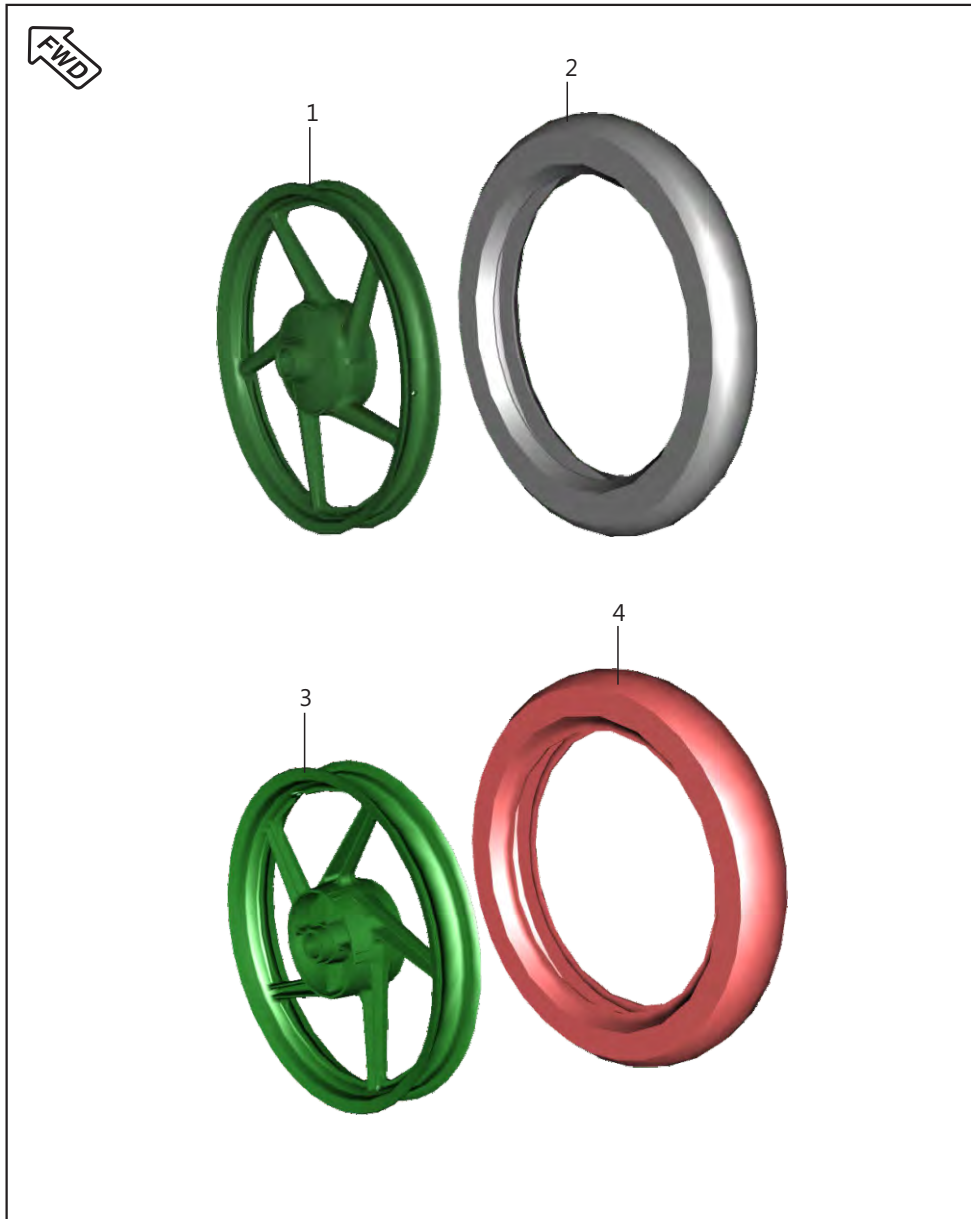
Stand Assembly



No.	Part No.	Description	Qty	Remarks
1	PF 1132 02	Center Stand	1	
2	JA 1132 01	Shaft Stand	1	
3	39 0797 08	Pin Cotter	1	
4	DH 1611 21	Spring Stand Center	1	
5	JA 1132 02	Stand Side	1	
6	DH 1610 66	Spring Side Stand	1	
7	DF 1611 02	Bolt	1	
8	39 0422 15	Nut Nyloc M10	1	
9	DG 1611 24	Damper Main Stand	1	

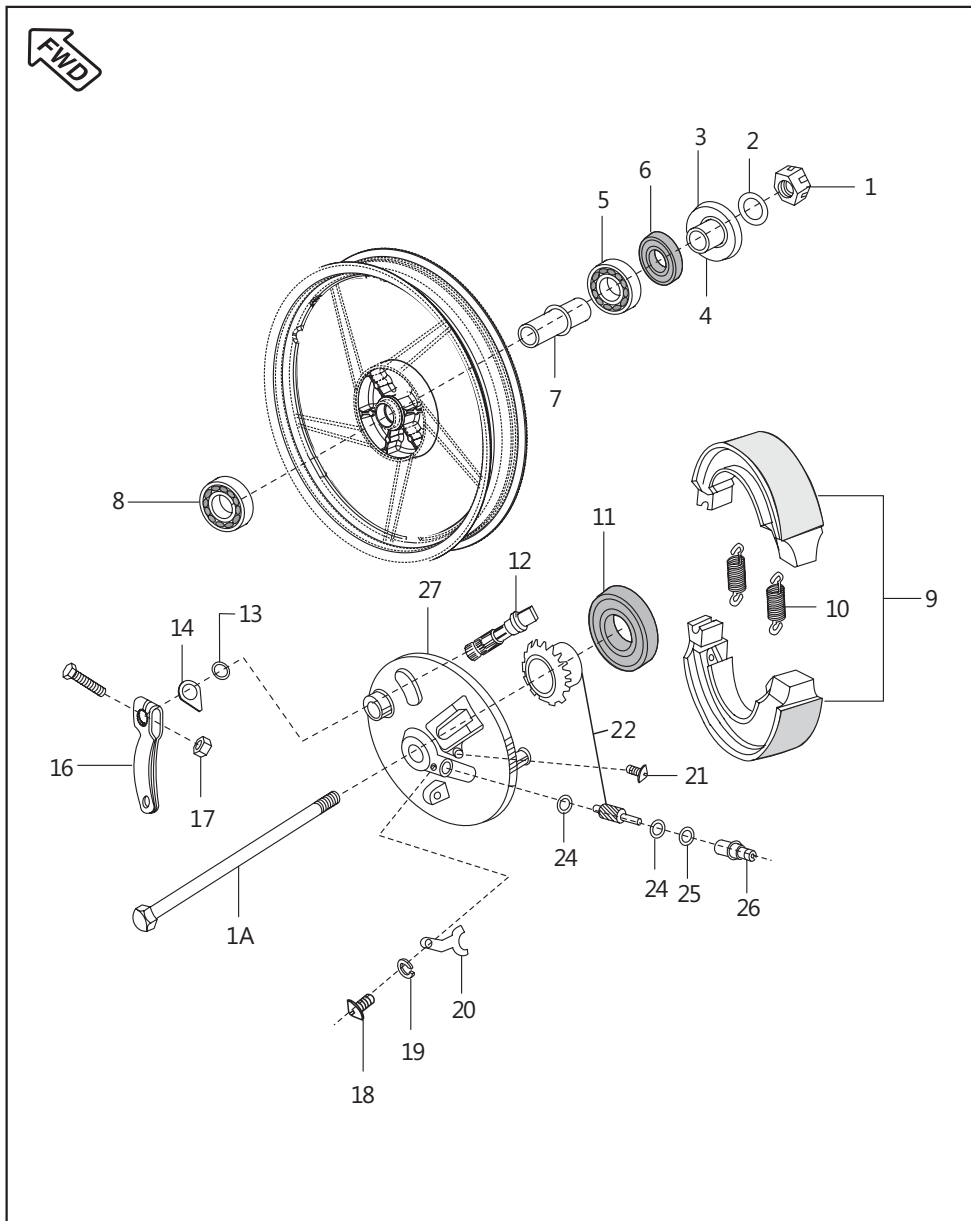
Plate No.: 29

Tube / Tyre / Rim



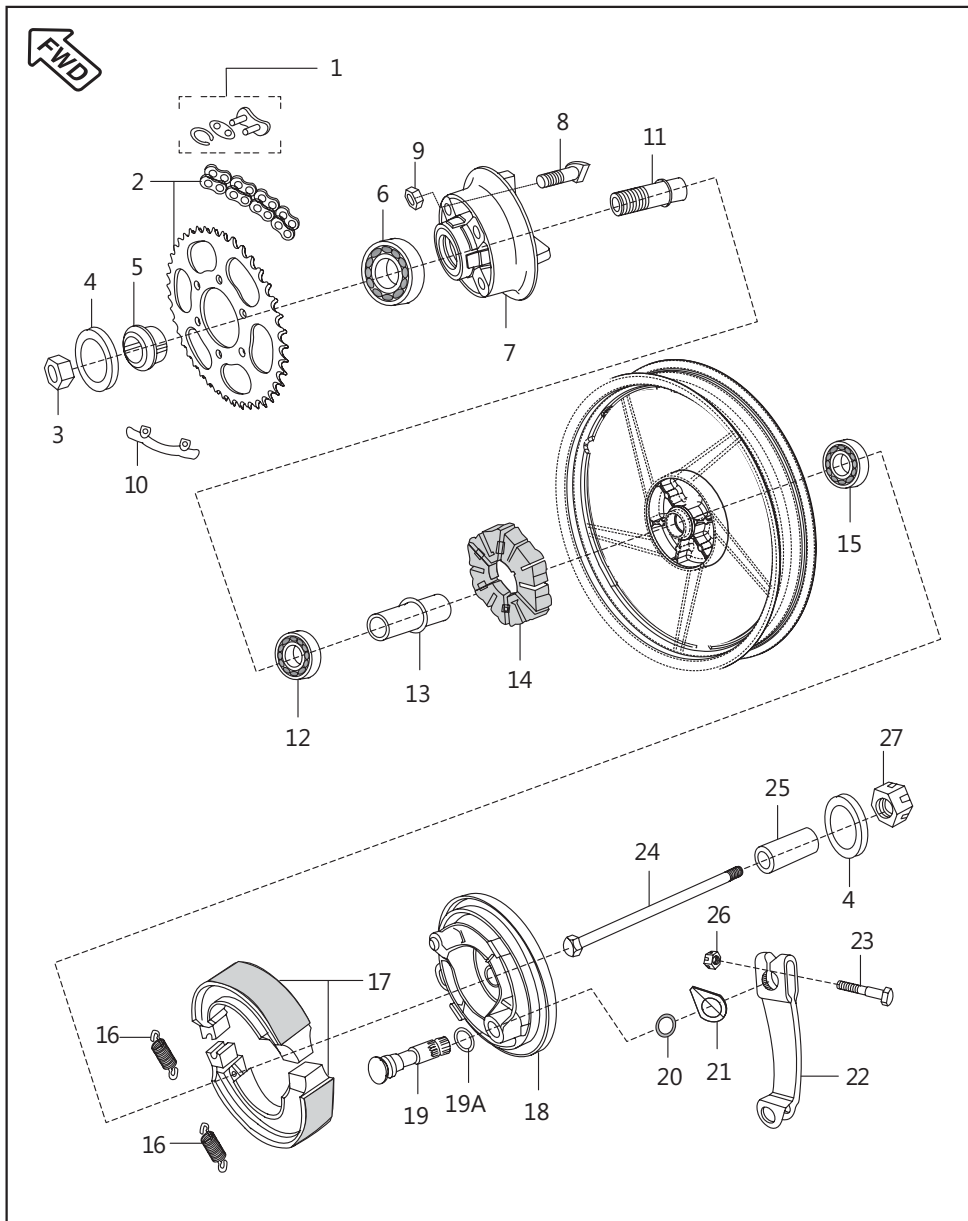
No.	Part No.	Description	Qty	Remarks
1	PF 1310 33	Wheel Rim Front	1	
2	PF 1310 08	Tyre Front 3 X 17 RIM with Tube	1	
3	JZ 1312 06	Wheel Rim Rear 2.15 X 17	1	
4	PF 1312 15	Tyre Rear 100 x 90, 17, 55P with Tube	1	

Front Hub



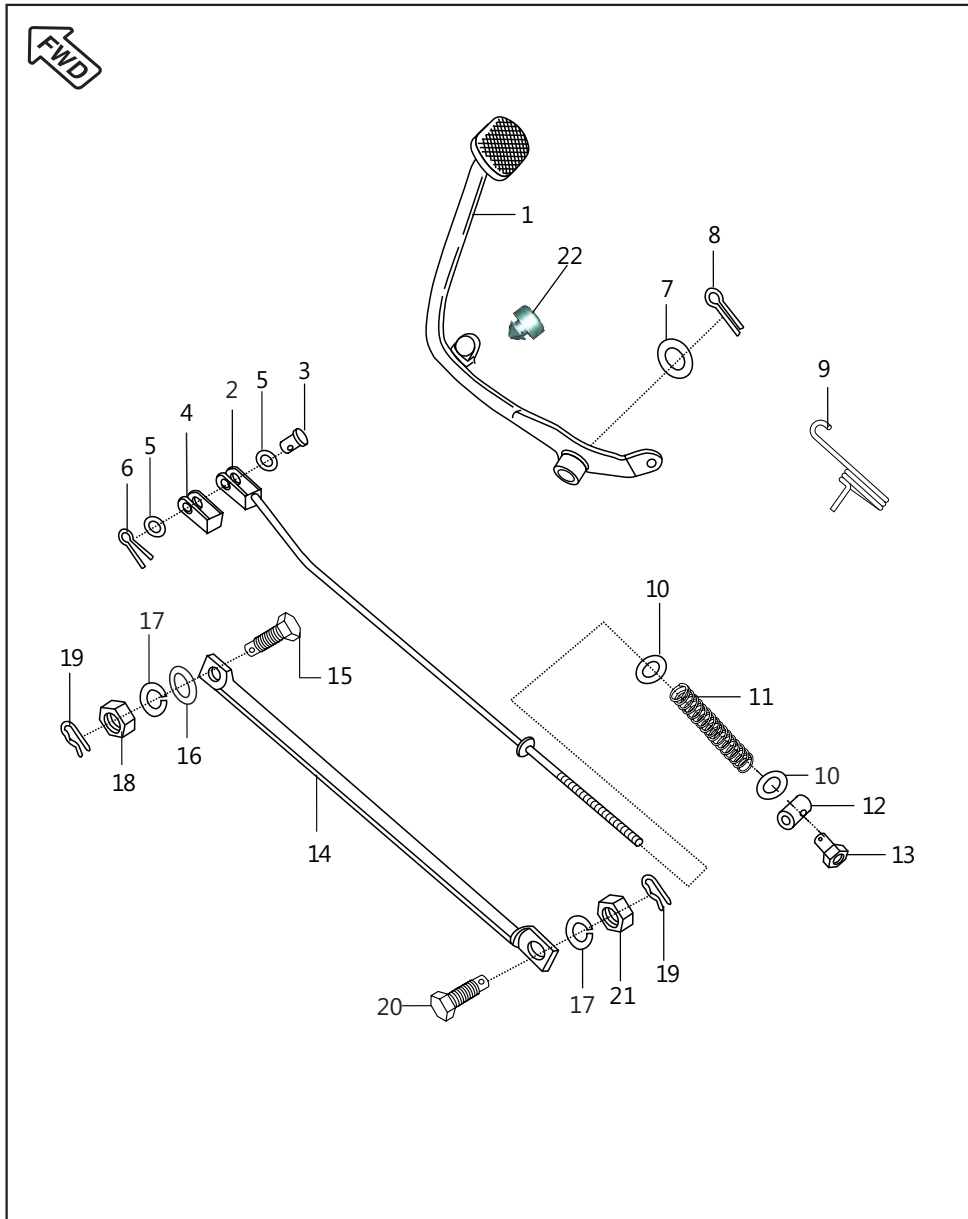
No.	Part No.	Description	Qty	Remarks
1	59 1500 03	U Nut	1	
1A	JB 1310 17	Axle Front Wheel	1	
2	JB 1310 18	Plain Washer	1	
3	DS 1510 56	Dust Seal	1	
4	DS 1510 60	Spacer Assy	1	(N.I.)
5	KP BB62 02	Bearing Ball	1	
6	30 1510 33	Oil Seal	1	
7	30 1510 32	Collar Bearing	1	
8	KP BB63 02	Ball Bearing	1	
9	JN 1318 11	Shoe- Brake Assly	1	
10	30 1510 69	Spring	2	
11	14 1510 21	Oil Seal	1	
12	DS 1510 89	Cam Brake Assly.	1	
13	30 1510 38	Ring 'O'	1	
14	DS 1510 91	Wear Indicator	1	
15	KA EF06 30	Bolt	1	
16	DS 1510 92	Lever Brake	1	
17	DS 1510 94	Nut	1	
18	KB BM04 08	Screw Pan Cross M4	1	
19	39 0732 12	Washer Spring	1	
20	30 1511 18	Stopper for Bushing	1	
21	LD B000 01	Screw	1	To Secure Speedo Cable
22	36 DS15 02	Speedometer Gear Kit	1	
23	30 1510 35	Seal Oil	1	N.I
24	39 0242 11	Washer Plain	2	
25	39 1013 21	'O' Ring	1	
26	JA 1316 06	Bushing Speedo Gear	1	
27	PF 1318 11	Panel Assy FR	1	

Rear Hub



No.	Part No.	Description	Qty	Remarks
1	DJ 1510 53	Drive Chain Lock	1	
2	36 PF00 10	Chain Sprocket Kit	1	
3	39 0801 15	Nut	2	
4	39 2567 11	Plain Washer	2	
5	DJ 1510 35	Collar	1	
6	KP BC60 04	Bearing Ball	1	
7	DS 1510 68	Coupling	1	
8	DS 1510 73	'D' Bolt	4	
9	LC B000 05	Hex Lock Nut	4	
10	PF 1312 20	Washer	2	
11	DJ 1510 33	Sleeve	1	
12	KP BC62 02	Bearing Ball	1	
13	30 1510 75	Collar Bearing	1	
14	DK 1510 94	Coupling Rubber	1	
15	KP BC63 02	Bearing Ball	1	
16	30 1510 69	Spring	2	
17	JN 1318 12	Shoe- Brake Kit	1	
18	DJ 1510 92	Panel Rear Brake	1	
19	DS 1510 89	Cam Brake Assly	1	
19A	39 0722 11	Plain Washer	1	
20	30 1510 38	Ring 'O'	1	
21	DS 1510 90	Indicator	1	
22	JW 1316 01	Lever Brake	1	
23	KA EF06 30	Bolt	1	
24	PF 1312 45	Axle	1	
25	DX 1510 22	Collar	1	
26	DS 1510 94	Nut M6	1	
27	DJ 1710 33	U Nut Swing Arm	1	

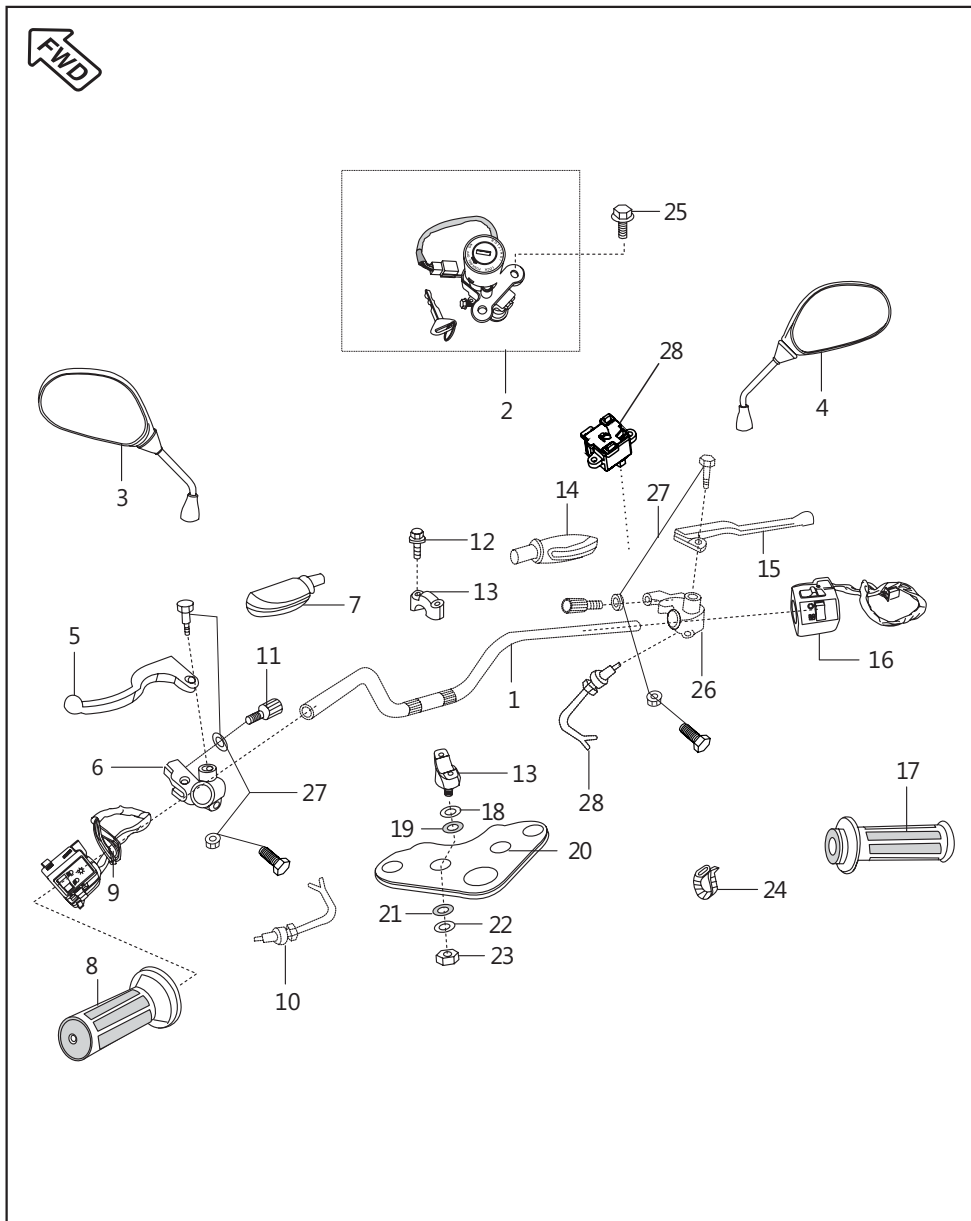
Rear Brake Pedal



No.	Part No.	Description	Qty	Remarks
1	PF 1610 02	Brake Pedal	1	
2	PF 1610 01	Rod brake	1	
3	30 1910 38	Pin	1	
4	DS 1910 35	Packing Brake rod	1	
5	39 0198 11	Plain washer	2	
6	39 0808 08	Split pin	1	
7	39 0805 11	Plain Washer	1	
8	39 0797 08	Pin Cotter	1	
9	JV 1610 14	Brake Pedal Return Spring	1	
10	39 0198 11	Washer Plain	2	
11	30 1910 35	Spring	1	
12	JB 1610 02	Pin Brake Rod	1	
13	30 1910 36	Nut Brake Adjuster	1	
14	JW 1220 04	Rod Torque	1	
15	DH 1510 29	Step Bolt Torque Rod	1	
16	39 1540 11	Plain Washer	1	
17	39 0789 12	Spring Washer	2	
18	39 0694 15	Hex. Lock Nut M8 x 1.25	1	
19	39 0807 08	Split Pin	2	
20	30 1510 95	Bolt Hex.	1	
21	39 0708 15	Nut Hex. M10 X 1	1	
22	DD 1610 78	DAMPER	1	

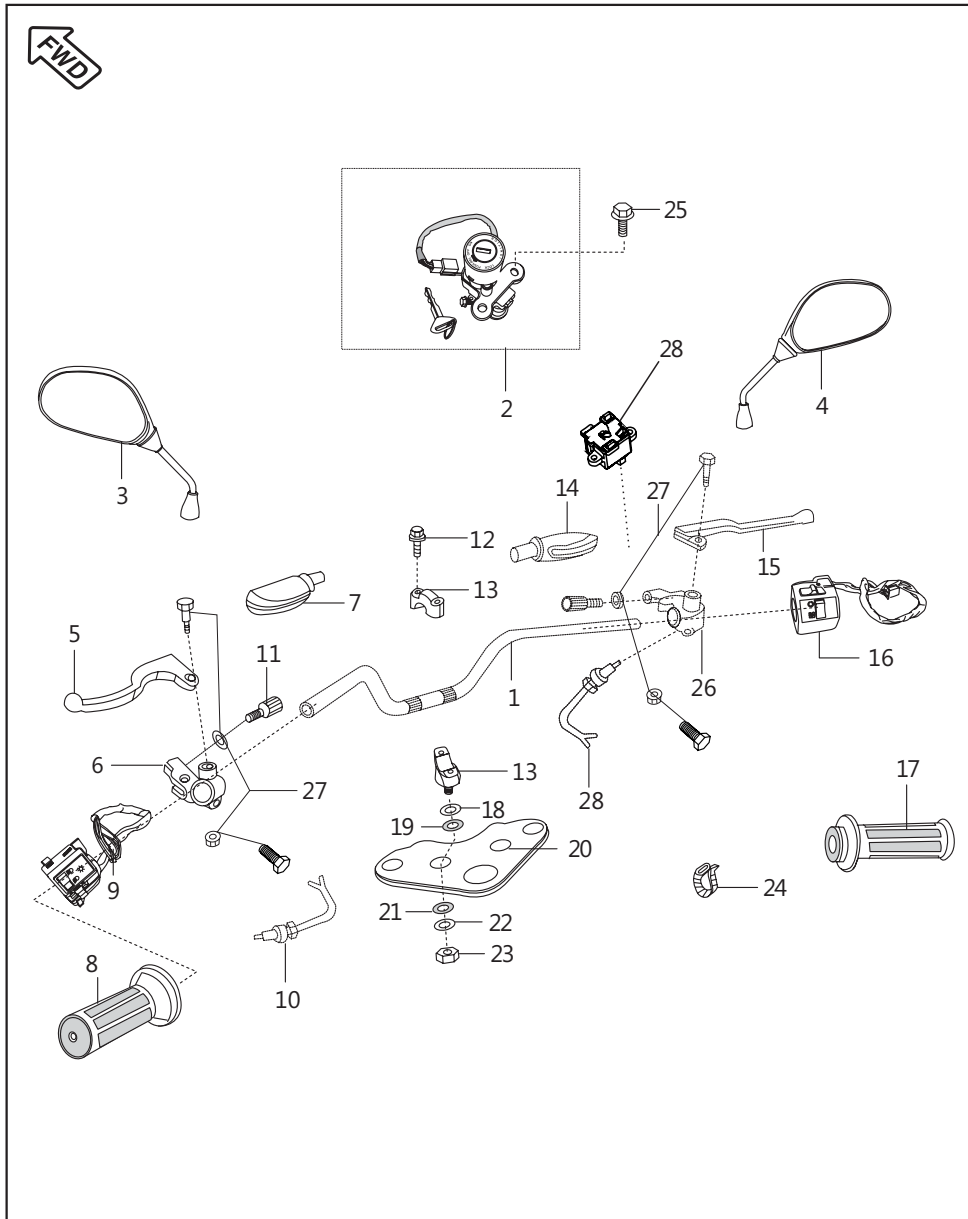
Plate No.: 33

Handle Bar



No.	Part No.	Description	Qty	Remarks
1	DU 1810 21	Handle Bar	1	
2	DS 1810 22	Switch Ignition Assly	1	
2A	PF 2326 01	3 in One Lock Set	1	N.I.
3	DJ 2210 03	Mirror Assly. LH	1	
4	DJ 2210 04	Mirror Assly. RH	1	
5	DJ 1910 83	Lever Control LH	1	
6	DJ 1910 81	Holder LH	1	
7	DS 1910 52	Boot For Lever LH	1	
8	DU 1910 09	Grip LH	1	
9	JB 4014 00	Control Switch LH	1	
10	JZ 4014 05	Clutch Switch	1	N.I.
11	DD 1911 47	Screw for Cable Adjuster	2	N.S
12	39 1553 04	Flanged Bolt	4	
13	36 DS18 01	Holder Handle Set	2	
14	DS 1910 52	Boot For Lever RH	1	
15	DD 1911 42	Lever RH	1	
16	PF 4014 17	Control Switch RH	1	
17	DU 1910 03	Hand Grip Assly RH	1	
18	DS 1810 07	Washer Handle Upper	2	
19	DS 1810 08	Damper Handle Upper	2	

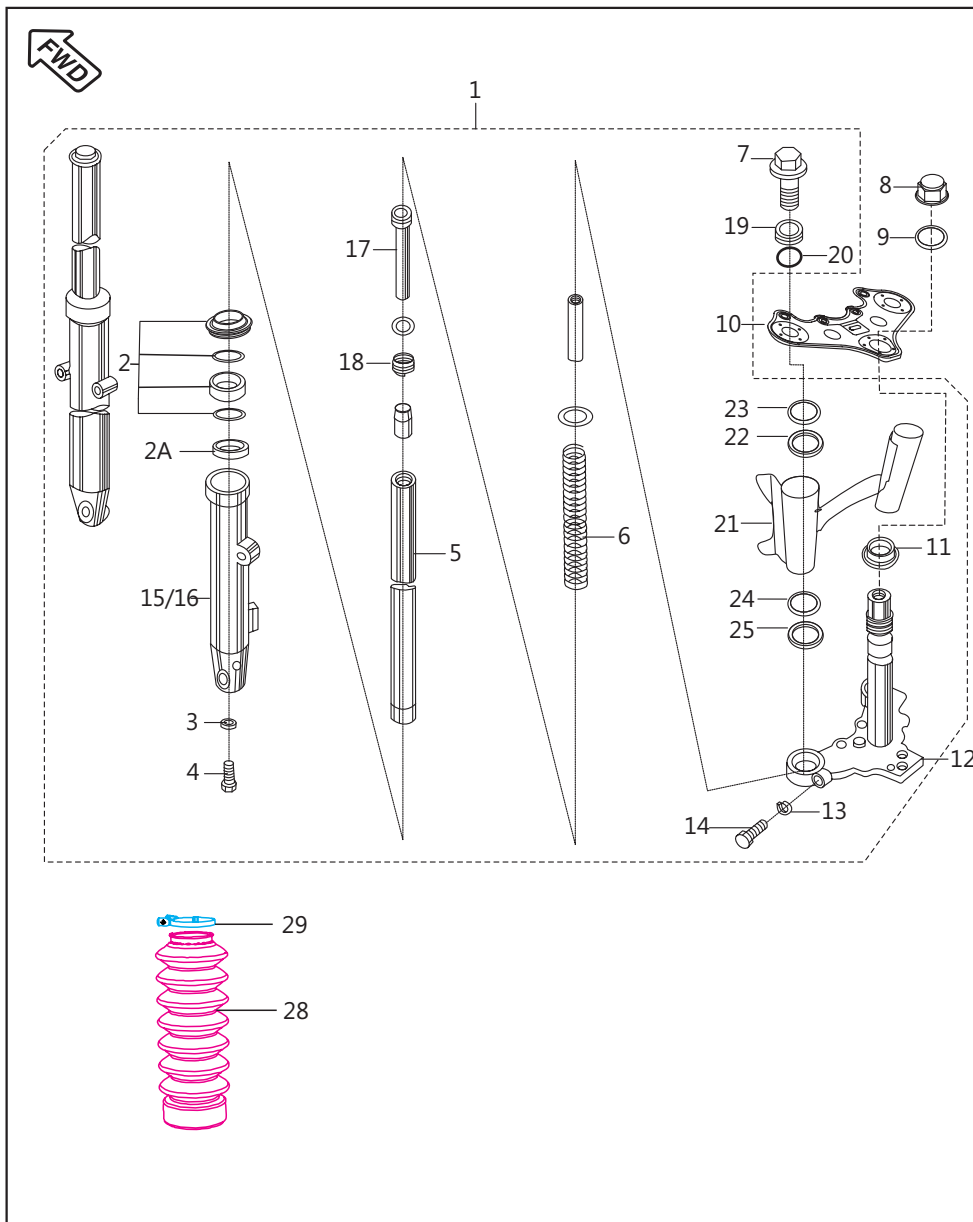
Handle Bar



No.	Part No.	Description	Qty	Remarks
23	39 0422 15	Nut Nyloc M10	2	
24	30 1910 48	Band	2	
25	39 1943 04	Flange Bolt	2	For Ignition Switch
26	DS 1910 33	Holder RH	13	
27	36 DK00 37	Kit Mirror Holder	2	
28	DD 2011 70	Front Brake Switch	1	

Plate No.: 34

Front Fork (For Fairing Version)



No.	Part No.	Description	Qty	Remarks
1	PF 1210 80	Fork Front	1	
2	36 DK00 20	Front Fork Seal Kit	2	
2A	DJ 1810 87	Seal Oil	2	
3	30 1810 26	Gasket	2	
4	39 1813 04	Bolt	2	
5	PF 1210 17	Fork Pipe Inner	2	
6	DS 1810 84	Spring Front Fork	2	
7	59 0400 06	Bolt Fork	2	With Washer
8	DS 1810 15	Cap Nut Fork	1	
9	DS 1810 16	Plain Washer	1	For Cap Nut
10	DS 1810 05	Bracket Upper Front Fork	1	
11	DH 1810 25	Bearing Cone	1	
12	PF 1210 85	Holder Assly Front Fork Comp	1	
13	39 0789 12	Spring Washer	2	
14	39 1813 04	Bolt	2	
15	PF 1210 18	Pipe Left Fork Outer	1	
16	PF 1210 19	Pipe Right Fork Outer	1	
17	DE 1810 33	Cylinder Complete Fork	2	
18	DM 1810 08	Rebound Spring	2	
19	DS 1810 12	Bolt Fork	2	
20	30 1810 29	'O' Ring	2	
21	PF 1210 24	Lamp Shade Assly.	1	
22	DJ 1810 51	Cover Trail A	2	
23	PF 1210 28	Damper Cover Fork	2	
24	DJ 1810 52	Cover Trail B	2	
25	DJ 1810 85	Cushion Rubber	2	
26	DS 1810 70	Bush Guide	2	
27	DS 1810 72	Washer Guide Bush	2	
28	PF 1210 83	Bellow Front Fork	2	
29	PF 1210 54	Clamp For Bellow	2	

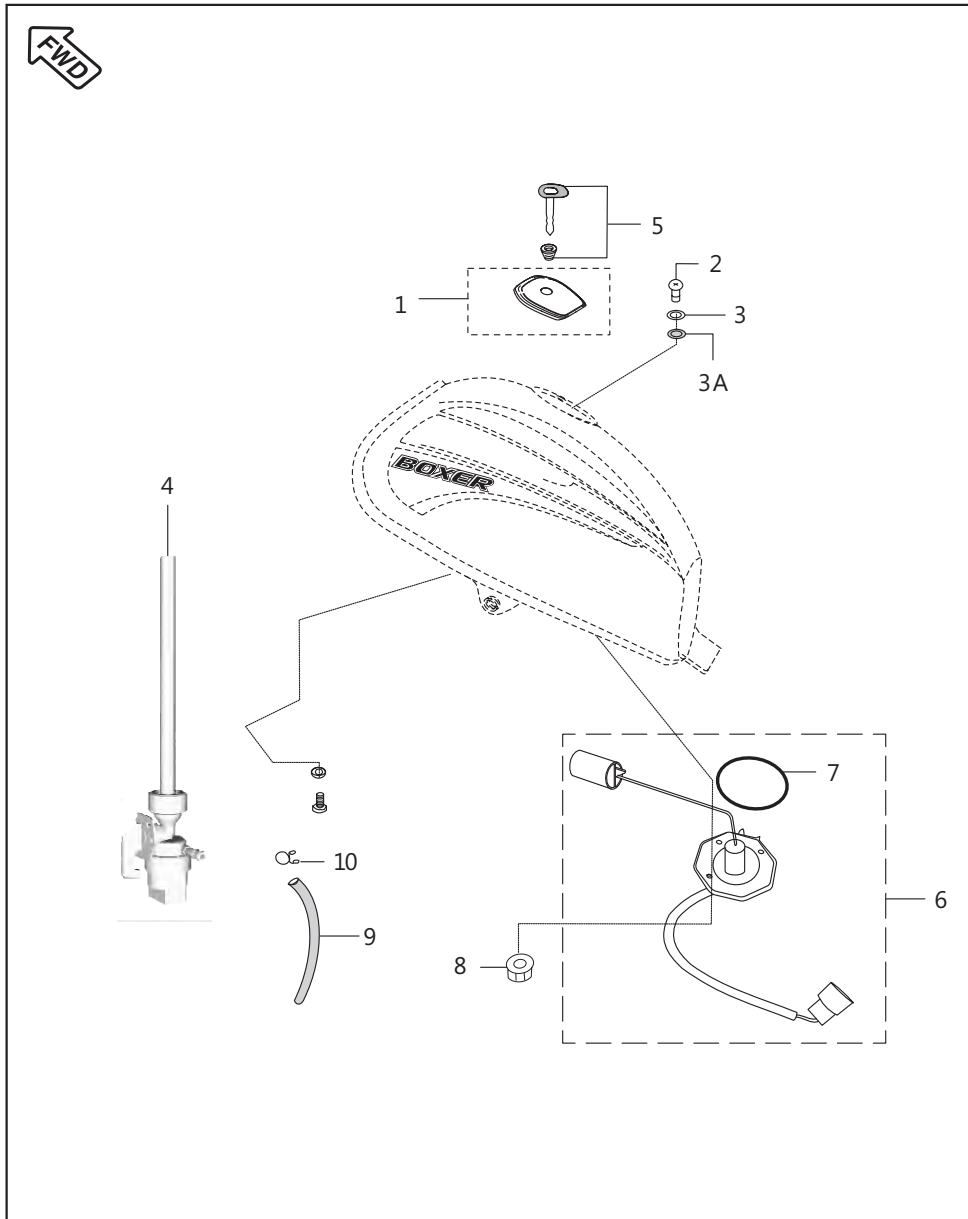
Plate No.: 35

Painted Parts and Decals



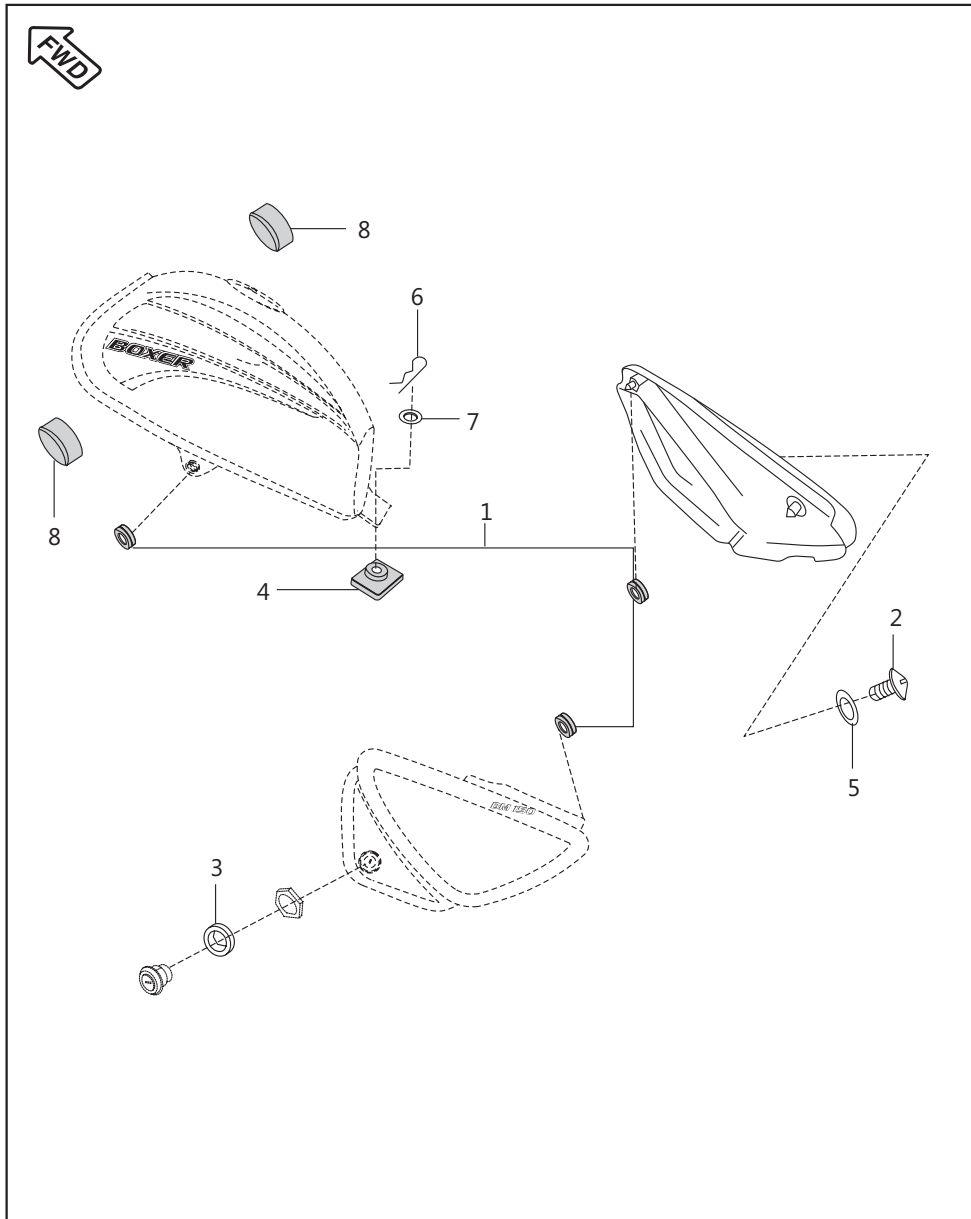
No.	Part No.	Description	Qty	Remarks
1	PF 1812 09	Wind Shield	1	
2	52 PF05 89	Tank Ebony Black Wh Dcl	1	
	52 PF05 90	Tank Electron Blue Wh Dcl	1	
	52 PF06 32	Tank Passion Red Wh Dcl	1	
3	52 PF05 84	Sd Cvr LH Pla Sil Wh El. Blue	1	
	52 PF05 81	Sd Cvr LH Pla Sil Wh Eb Blk Dcl	1	
	52 PF06 30	Sd Cvr LH Pla Sil Wh P red Dcl	1	
4	52 PF05 85	Sd Cvr RH Pla Sil Wh El. Blue	1	
	52 PF05 82	Sd Cvr RH Pla Sil Wh Eb Blk Dcl	1	
	52 PF06 31	Sd Cvr RH Pla Sil Wh P red Dcl	1	
5	PF 7401 X3	Cowling Painted	1	Ebony Black
	PF 7401 3E	Cowling Painted	1	Electron Blue
	56 PF1T 4R	Cowling Painted	1	Passion Red
6	36 PF00 76	Kit Tank Decal Electron Blue	1	
	36 PF00 78	Kit Tank Decal Ebony Black	1	
	36 PF00 81	Kit Tank Decal Passion Red	1	
7	36 PF00 77	Kit Side Cover Decal Electron Blue	1	
	36 PF00 79	Kit Side Cover Decal Ebony Black	1	
	36 PF00 82	Kit Side Cover Decal Passion Red	1	

Fuell Tank, Cap Tank and Gauge Fuel



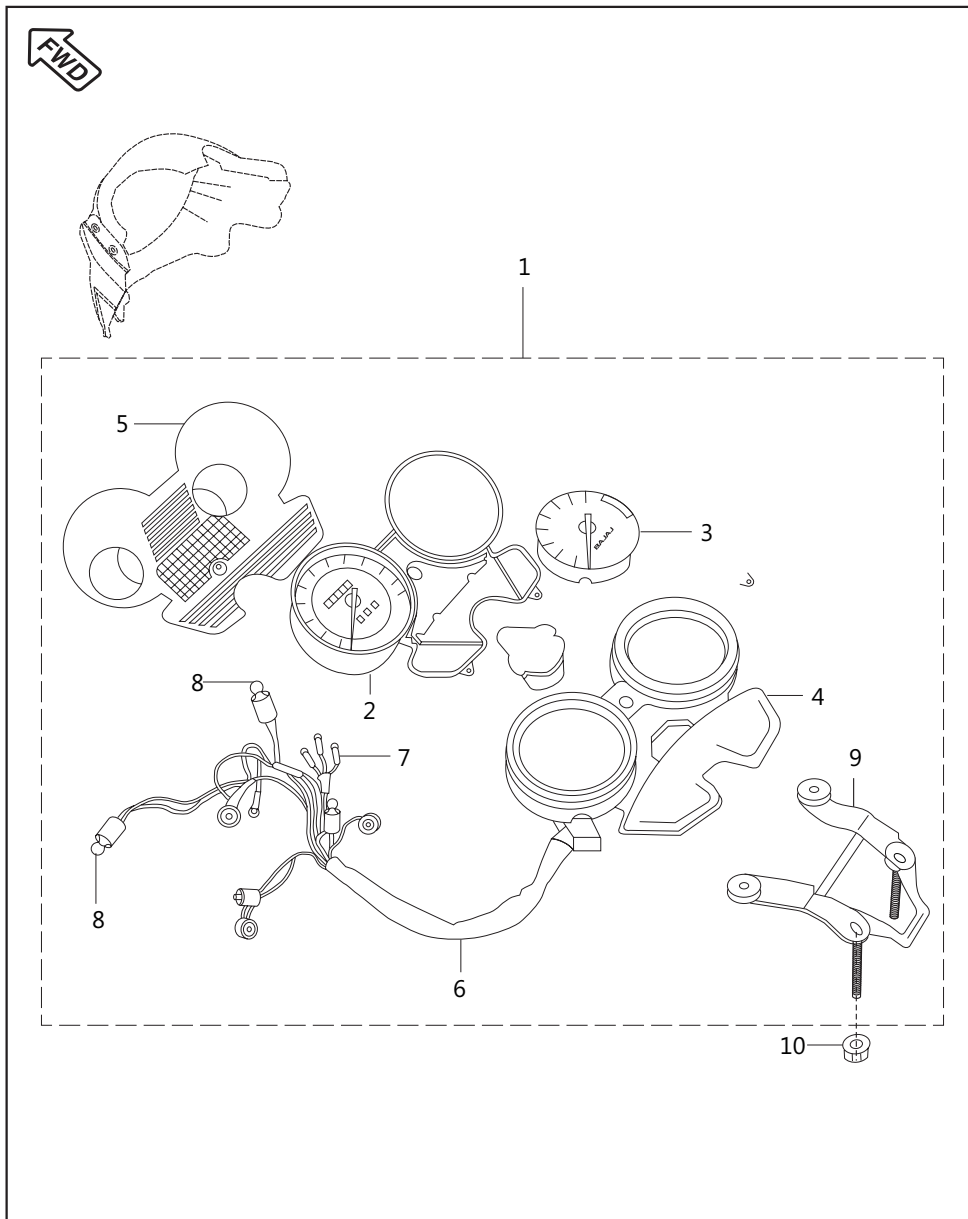
No.	Part No.	Description	Qty	Remarks
1	DS 1410 09	Cap Assly. Tank	1	
2	39 0761 01	Screw Pan Cross	2	
3	39 2179 24	Washer	2	
3A	30 1410 31	'O' Ring	2	
4	PF 1718 00	Fuel Tap	1	
5	PF 2326 01	3 In 1 Lock Set with Key	1	
6	PF 4026 00	Sensor Fuel Level	1	With 'O' Ring
7	39 2758 21	'O' Ring	1	
8	39 2484 15	Flanged Nut	4	
9	PF 1718 03	Pipe Fuel	1	Cock to Carburetor
10	DK 1410 41	Pipe Clip	2	

Fittings - Fuel Tank, Side Covers & Cover Seat



No.	Part No.	Description	Qty	Remarks
1	36 DS14 01	Grommet Kit for Side Cover	1	
2	DG 1611 21	Screw	1	
3	DU 1611 02	Damper	1	
4	JV 1710 01	Damper Tank Rear	1	For Tank
5	39 1789 24	Washer Nylon	3	
6	39 0983 08	Pin Snap	1	
7	39 1054 11	Plain Washer	1	
8	DJ 1410 08	Damper Front	2	For Tank Mounting

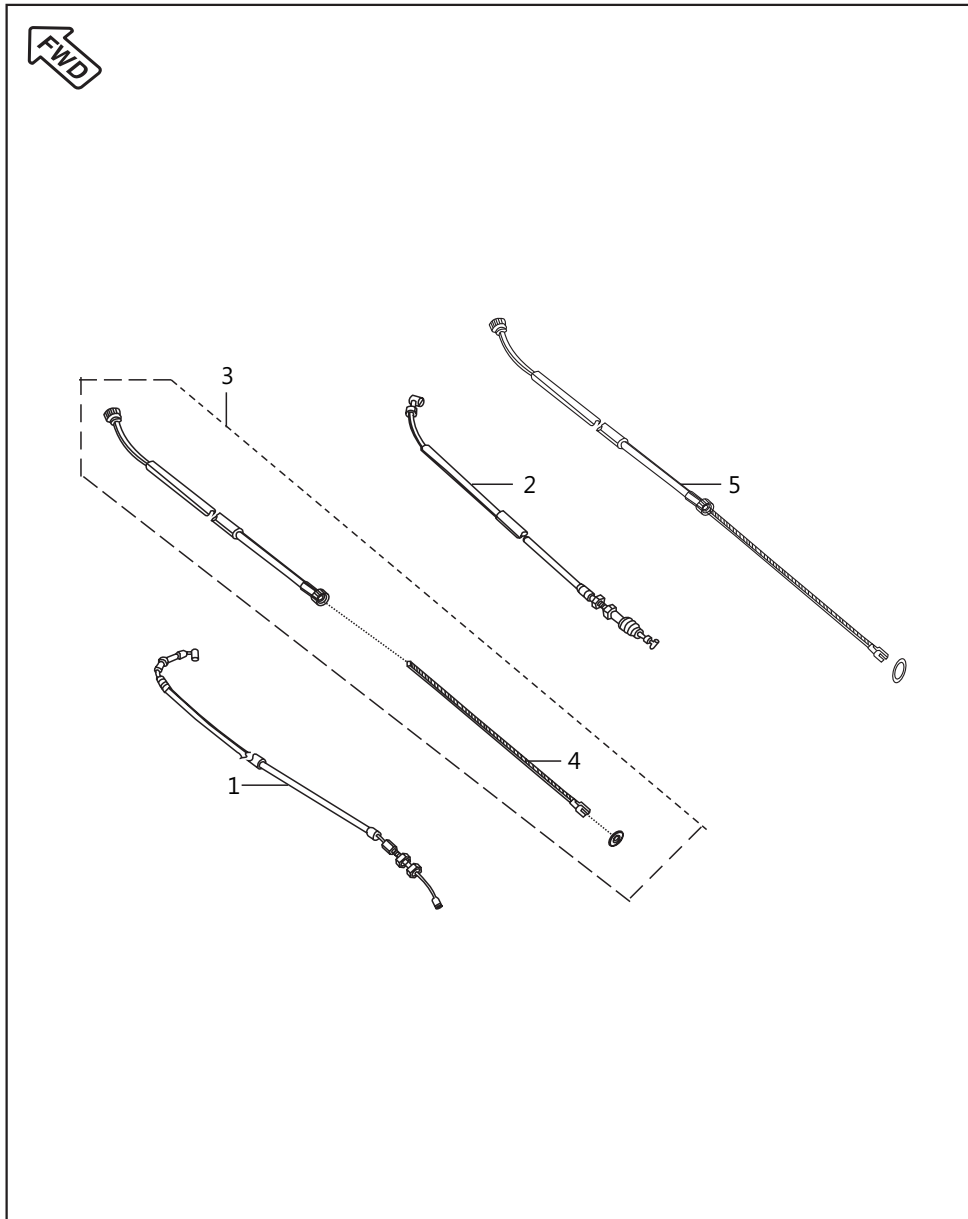
Meter Assembly



No.	Part No.	Description	Qty	Remarks
1	PF 4024 00	Speedometer Assly.	1	
2	PF 4024 01	Speedometer Machine With Dial	1	
3	PF 4024 05	Fuel Gauge Machine with dial	1	
4	PF 4024 02	Speedo meter Top Cover	1	
5	PF 4024 06	Speedo meter Bottom Cover	1	
6	PF 4024 03	Speedometer wiring harness	1	
7	CL 2010 42	Bulb 12V - 2 W	4	
8	DH 1910 37	Bulb 12V - 3 W	3	
9	PF 4024 04	Speedometer Bracket	1	
10	39 0798 15	Flanged Nut	2	

Plate No.: 39

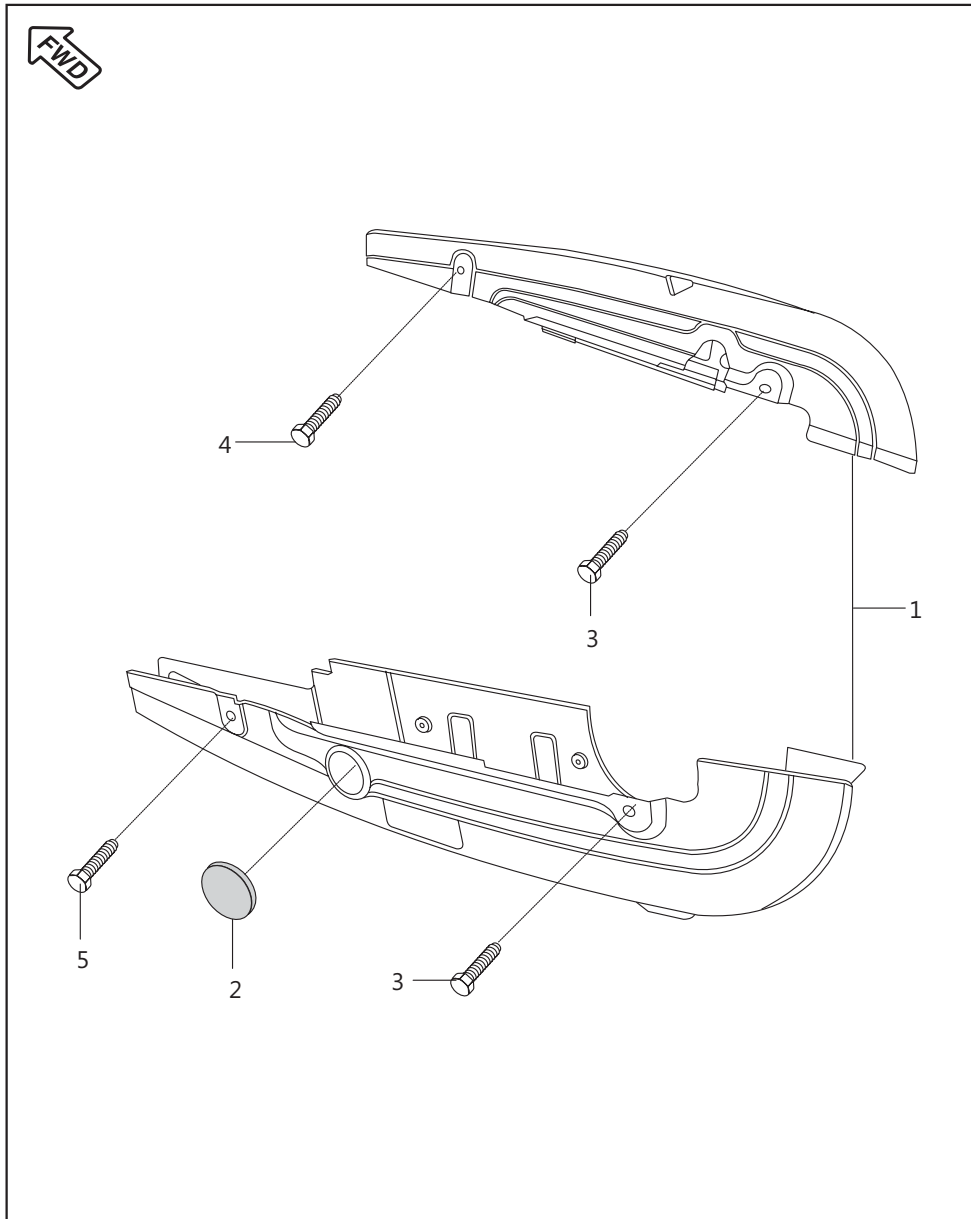
Control Cables



No.	Part No.	Description	Qty	Remarks
1	PF 1612 17	Cable Accelerator	1	
2	PF 1612 12	Cable Clutch	1	
3	PF 1612 08	Cable Speedometer	1	
4	PF 1612 09	Cable Speedometer Inner	1	
5	PF 1612 13	Cable front Brake	1	
6	39 1561 21	'O' Ring	1	N.I.

Plate No.: 40

Chain Case



No.	Part No.	Description	Qty	Remarks
1	36 PF00 11	Kit Chain Case	1	
2	15 1610 69	Rubber Cap	1	
3	JB 1812 39	Bolt M6	2	
4	JB 1812 20	Flange Bolt M6 X 1P X 62 L	2	

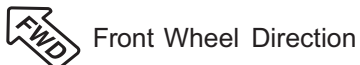
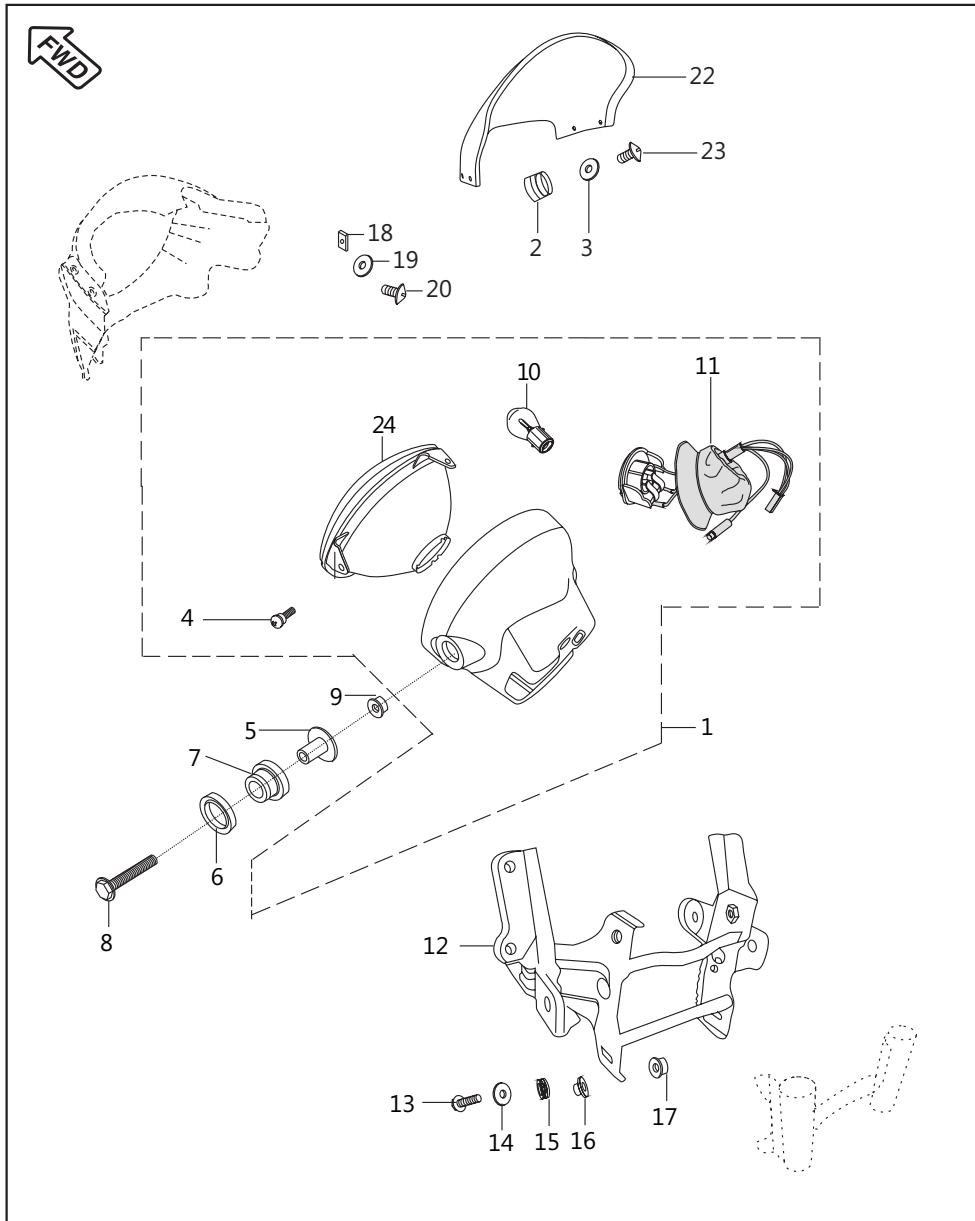
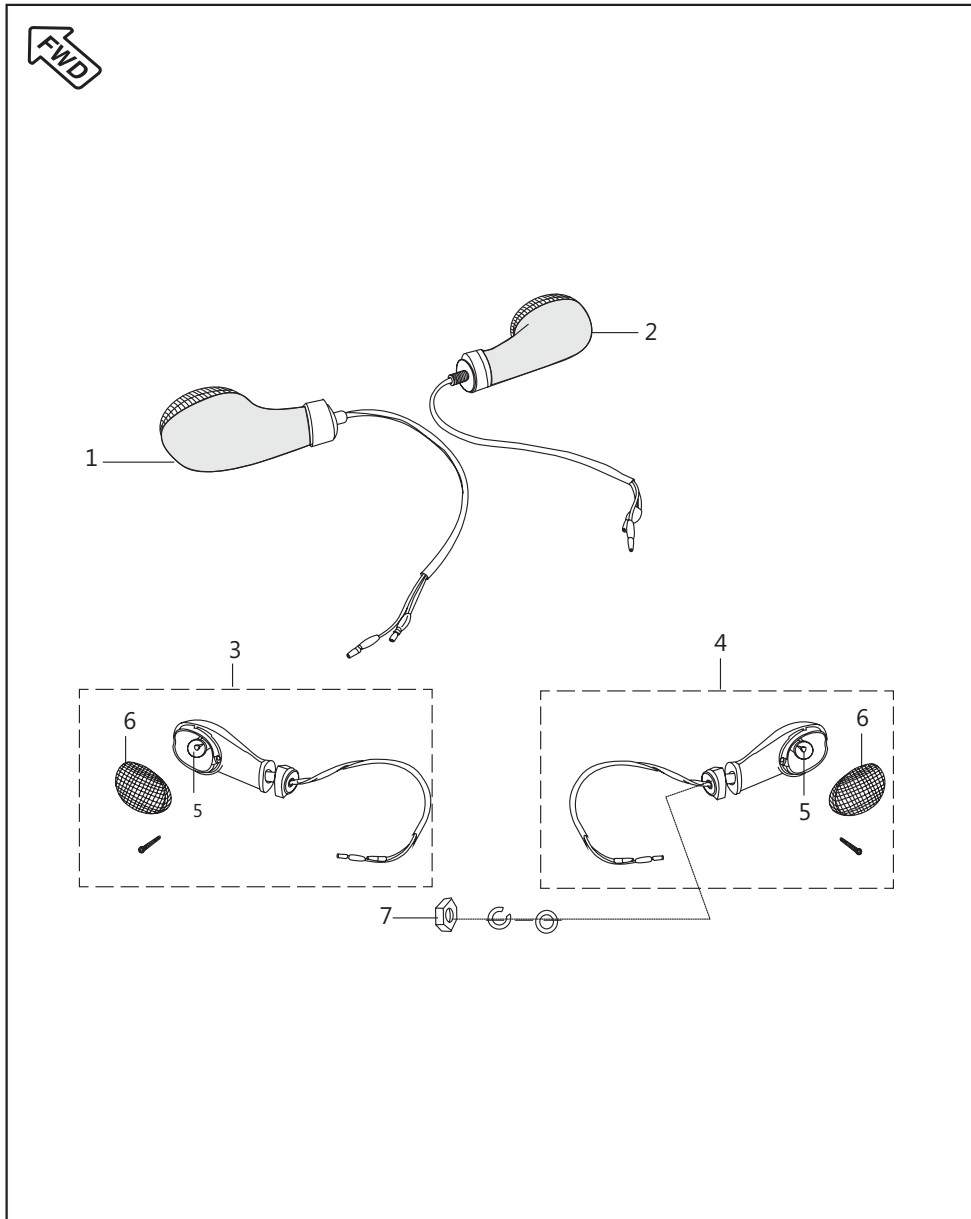


Plate No.: 41

Head Lamp (With Fairing)

No.	Part No.	Description	Qty	Remarks
1	PF 4010 00	Head light assly	1	
2	DL 1810 10	Nut-well M5	4	
3	39 2141 24	Washer (Non Metallic Washer)	4	
4	DU 2010 29	Special Screw	2	
5	DS 2010 19	Collar	2	
6	DS 2010 20	Damper I	2	
7	DS 2010 21	Damper II	2	
8	39 2582 04	Flange Bolt M-8 L 35	2	
9	39 1970 15	Flange Nut M-8	2	
10	CL 2010 23	Lamp 12 V 35/35 W HS1	1	
11	PF 4010 09	Lamp Holder (Socket) Assly.	1	
12	PF 1210 25	Fairing Structure	1	
13	JW 1812 32	Bolt Flange M6	4	
14	JW 1812 29	Plain Washer	6	
15	JB 1510 12	Grommet Fairing Mounting	4	
16	JB 1510 13	Sleeve Fairing Mounting	4	
17	39 0798 15	Hex Nut	2	
18	35 1610 60	Nut - Clip	4	
19	39 1765 11	Washer - Plain	4	
20	39 2238 01	Screw - Pan Head	4	
21	PF 1812 11	Grommet - Cowling Mtg	2	N.I.
22	PF 1812 09	Windshield	1	
23	DL 1810 09	Screw - M5 X L 16	4	
24	DJ 2010 51	Reflector with Lens	1	

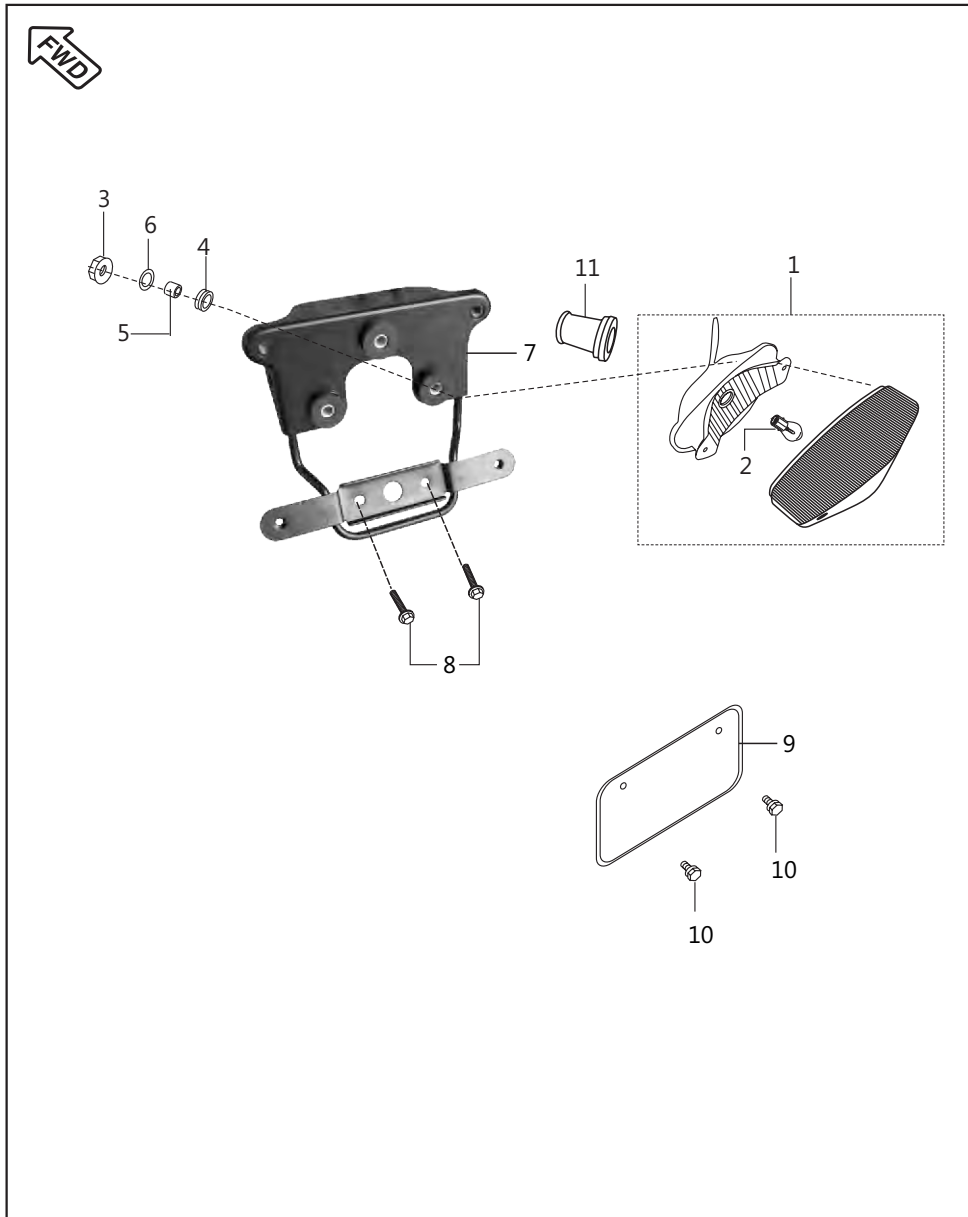
Indicator Light Assembly



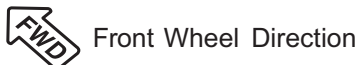
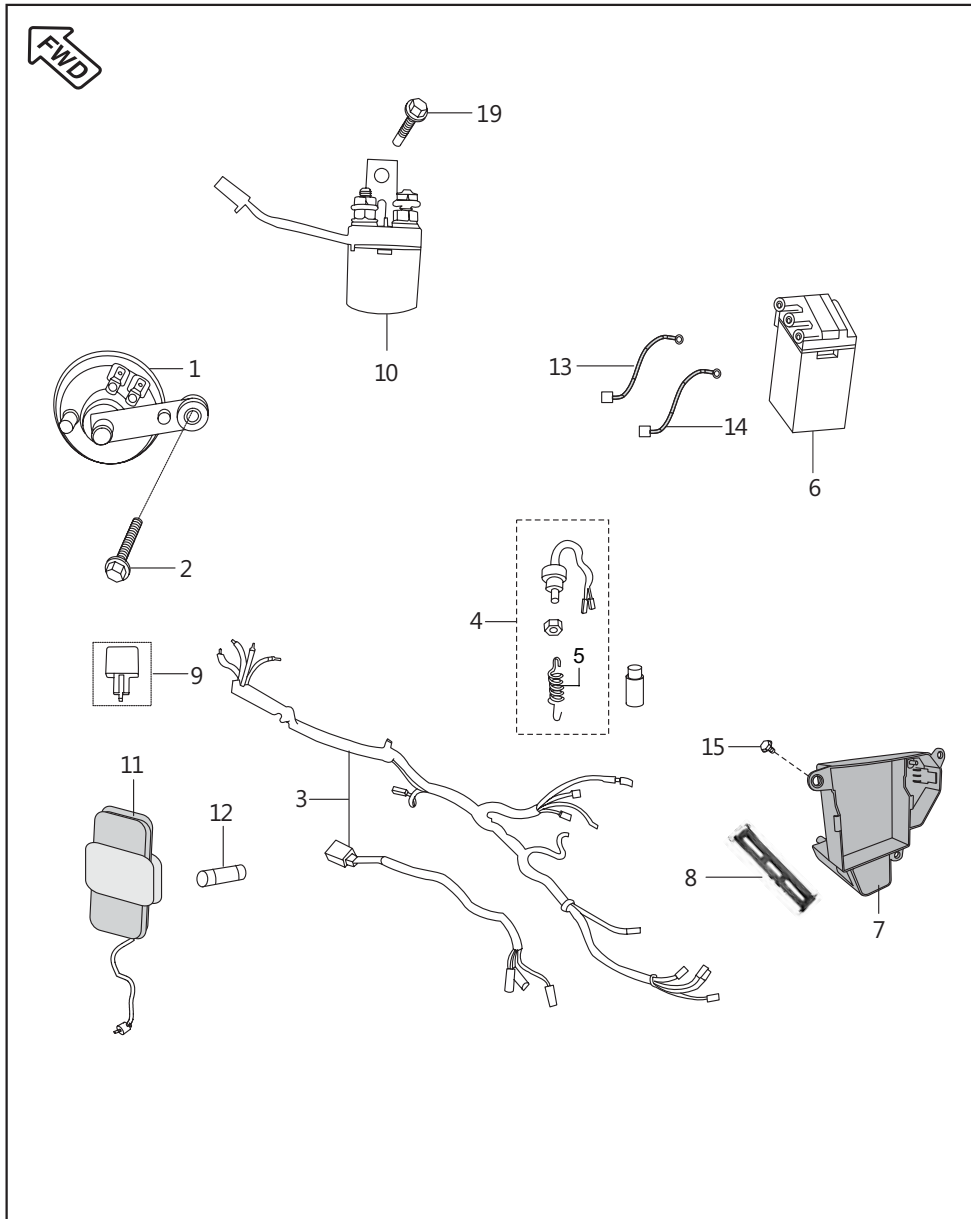
No.	Part No.	Description	Qty	Remarks
1	PF 4010 01	Dir. ind. Front LH with Lamp	1	
2	PF 4010 02	Dir. ind. Front RH with Lamp	1	
3	PF 4010 03	Dir. ind. Rear LH with Lamp	1	
4	PF 4010 04	Dir. ind. Rear RH with Lamp	1	
5	06 2010 83	Lamp 12 V - 10W	4	
6	DU 2010 16	Lens	4	
7	39 1225 15	Hex. Nut	4	

Plate No.: 43

Tail Lamp Assly / Front Number Plate

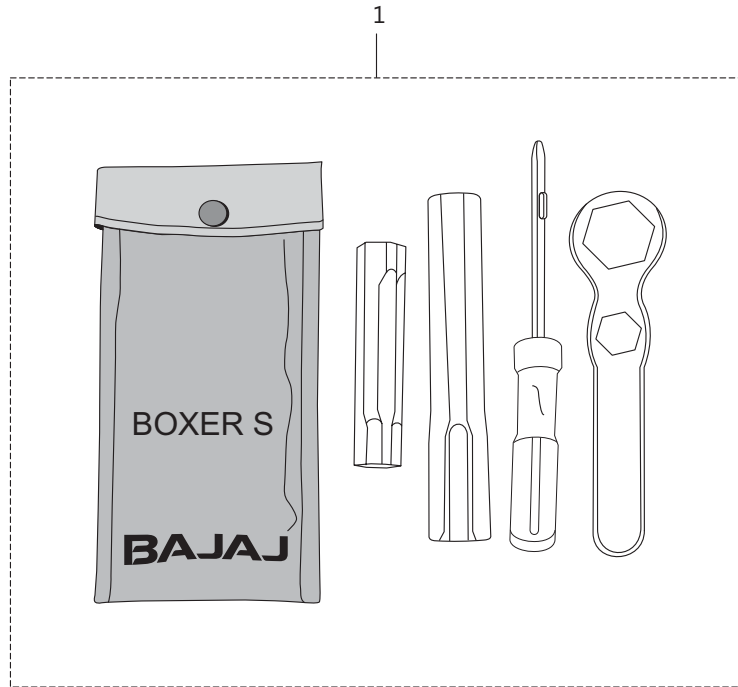


No.	Part No.	Description	Qty	Remarks
1	PF 4010 05	Tail Light Assly.	1	
2	CL 2010 23	Lamp 12 V, 10/5W	1	
3	39 2430 15	Hex Nut. / Flange	2	
4	DD 2010 11	Damper	2	
5	31 2010 01	Collar	2	
6	39 2429 11	Plain Washer	2	
7	PF 2314 01	Bracket Tail Light Assly	1	
8	39 1956 04	Bolt Flange Small (for No. Plate)	2	
9	DF 1612 52	Plate No. Rear Black	1	
10	39 2765 01	Screw Truss M6	2	
11	DM 2010 26	Boot	1	
12	30 2010 69	Reflector Reflex	1	N.I.
13	39 1972 15	Nut Hexagon with Flange M5	1	N.I Reflector Mtg.



Electrical Equipments

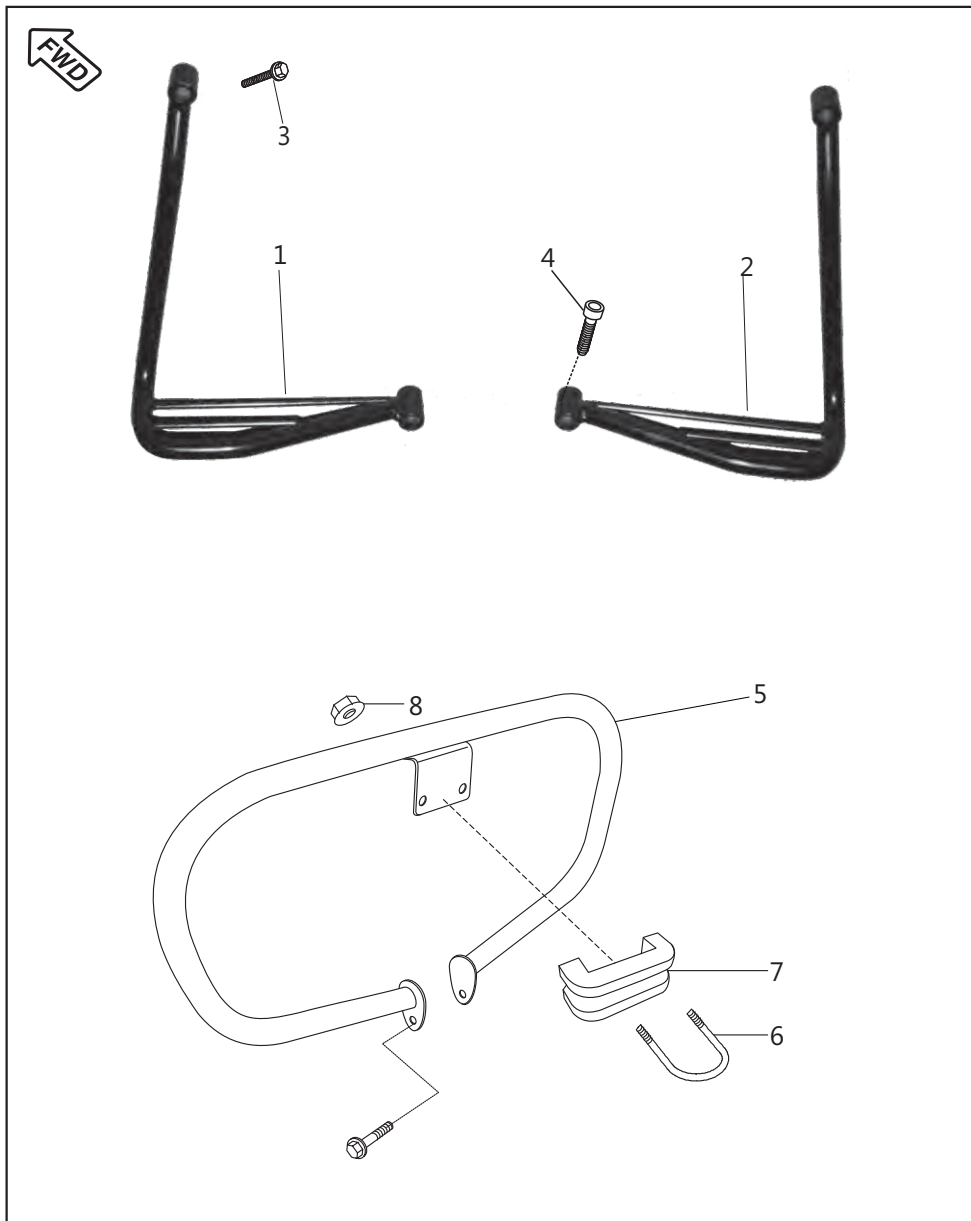
No.	Part No.	Description	Qty	Remarks
1	JV 4016 02	DC Horn	1	
2	39 1689 04	Flange Bolt (M8)	1	
3	PF 4022 13	Wiring Harness	1	
4	PF 4014 04	Rear Brake Switch	1	
5	PF 4014 03	Spring Brake Switch	1	
6	DS 2010 82	Battery 5 MF dry Charged	1	
7	JV 4018 01	Case Battery	1	
8	JA 4018 01	Band Battery	1	
9	DS 2010 25	Assly DC Flasher	1	
10	JK 3516 00	Starter Relay	1	With Grommet
11	30 2011 04	Fuse Box Assly	2	For Light Main Fuse
12	GF 2010 53	Fuse (10 Amp.)	2	Light & Main Fuse
13	JV 4022 04	Starter Relay to Motor Relay	1	
14	JV 4022 05	Cable Assly. (Battery to Earth)	1	
15	39 1942 04	Bolt Flanged	1	



Tool Kit

No.	Part No.	Description	Qty	Remarks
1	DM 2210 13	Tool Kit	1	For Reference Only
		Screw Driven	1	
		Tool Wrench A/F 17 X 22	1	
		Spanner Box- 16 X 14	1	
		Tool Bar	1	





Accessories

No.	Part No.	Description	Qty	Remarks
1	PF 1130 08	Footrest Third LH	1	
2	PF 1130 09	Footrest Third RH	1	
3	39 1298 04	Screw Hex. Socket M8x1.25x35	2	
4	JB 2312 06	Bolt Socket Head	2	
5	PF 2312 01	Leg Guard	1	
6	JA 2312 01	Hook Leg Guard	1	
7	JA 2312 02	Spacer Leg Guard	1	
8	39 0798 15	Nut Hex with Falnge M6	2	

Kit List

Sr No	Kit Part No.	Kit Description	Consisting of Following Parts		
			Part No.	Description	Qty/Kit
1	36JZ0001	Valve Kit	JZ511200	Valve Intake	1
			JZ511201	Valve Exhaust	1
2	36JZ0004	Valve Repair Kit	39201719	Seat Valve Stem	2
			DG101029	Cotter Valve	2
			JA511203	Retainer Valve Spring	2
			28101129	Seat Valve Spring	2
			JZ511202	Spring Washer	2
3	36JE0003	Kit Guide Cam Chain	JW541012	Guide Cam Chain (Slack Side)	1
			JA521002	Guide Cam Chain (Tight Side)	1
4	36JZ0005	Piston Ring Set	JZ521204	Ring Piston Top	1
			JZ521205	Ring Piston Second	1
			JZ521206	Ring Piston Oil	1
5	36DU1007	Boss Kick Set	30101233	Boss Kit	1
			30101234	Spring	1
			30101236	Ball Steel	1
			30101235	Pin	1
			39085517	E - Type Clip	1
6	36PF0021	Kit Jet BM 150	JZ581234	Needle Jet	1
			JZ581219	Holder Needle Jet	1
			JZ581218	Jet Main	1
			JE581205	Jet Pilot	1
7	DH121169	Pilot Screw Kit	DH121131	Screw Adjuster	1

Kit List

Sr No	Kit Part No.	Kit Description	Consisting of Following Parts		
			Part No.	Description	Qty/Kit
8	36JZ0016	Idling Screw Kit	JZ581217	Screw Stop	1
			DH121130	'O' - Ring	1
			CB121044	Spring Compression	1
9	36PF0022	Kit Piston Valve BM 150	PF581206	Valve Piston	1
			DD121054	E-Ring	1
			JZ581211	Holder Assly Magnet	1
			DD121055	Spring Compression	1
			JZ581223	Packing	1
			PF581208	Jet Needle	1
			PF581207	Ring	1
10	36PF0024	Kit Carburetor Gasket/O Chamber 1	Ring JA581232	Gasket Float	1
			DH121130	'O' - Ring Idling Screw	2
			DH121088	O Ring Air Screw	2
			DH121118	'O' Ring Drain screw	1
			JA581238	'O' Ring TPS	1
11	36PF0023	Kit Choke Plunger BM 150	-	Plunger Assembly	1
			-	Guide Holder	1
			PF581205	Lever Assembly Choke	1
			DH121071	Cap	1
			Dd121058	Spring Choke Plunger	1
12	36DS1801	Holder Handle Set	CF121004	O Ring Choke Plunger	1
			DS181019	Holder Handle	2
			DS181006	Holder Handle	2

Kit List

Sr No	Kit Part No.	Kit Description	Consisting of Following Parts		
			Part No.	Description	Qty/Kit
14	36JZ0003	Set Primary Drive & Driven	JZ551403	Housing Complete Clutch HTTS	1
			JZ531006	Gear Primary Drive	1
15	36JZ0008	Starter Clutch Repair Kit	JA621411	Bush Spring Starter Clutch	5
			DH101163	Roller Clutch	5
			DH101164	Spring	5
			DJ101109	Bush For Spring Starter Clutch	5
16	36PF0009	Kit Friction Plate BM 150	JV551402	Plate Friction Clutch	5
17	36PF0002	Kit Block Piston BM 150	PF521007	Assly Cylinder Block	1
			PF521205	Piston Assly	1
18	36PF0011	Case Chain Kit	PF181202	Case Chain Upper Assly.	1
			Pf181200	Case Chain Lower Assly.	1
19	36DK0020	Kit Outer Tube	DJ181089	Seal Dust	2
			DJ181088	Stopper Seal Oil	2
			DS181072	Washer Guide Bush	2
			DS181070	Guide Bush	2
20	36DK0037	Kit Mirror Holder	39118415	Nut - Nylock :- M5 X 0.8	1
			DL191014	Stud - Lever Handle	1
			30191017	Nut	1
			39019811	Washer - Plain	1
			39072504	Bolt - Hexagon :- M6 X 1	1
21	36PF0076	Kit Tank Dcl Electron Blue	PF233132	Tank Dcl LH	

Kit List

Sr No	Kit Part No.	Kit Description	Consisting of Following Parts		
			Part No.	Description	Qty/Kit
23	36PF0081	Kit Tank Dcl Passion Red	PF233140	Tank Dcl LH	
			PF233141	Tank Dcl RH Passion Red	1
24	36PE0077	Kit S Cover Electron Blue	PF233136	S Cover Dcl LH	
			PF233137	S Cover Dcl RH Electron Blue	1
25	36PF0079	Kit S Cover Ebony Black	PF233138	S Cover Dcl LH	
			PF233139	S Cover Dcl RH Ebony Black	1
26	36PF0082	Kit S Cover Passion Red	PF233142	S Cover Dcl LH	
			PF233143	S Cover Dcl RH Passion Red	1

Parts Index

Part Number	Figure No.	Page No.	Part Number	Figure No.	Page No.
14151021	11	60	30211005	2	54
14151033	23	24	31101173	3	12
14151033	15	28	31181099	18	70
15161069	2	82	31201001	5	88
22150241	4	30	31201081	5	22
24121069	14	32	35161060	18	84
24121365	7	32	36314001	3	48
30101142	4	24	39019811	5	64
30101195	11	26	39019811	10	64
30141031	3A	74	39024011	13	28
30151032	7	60	39024211	24	60
30151033	6	60	39029215	16	50
30151035	23	60	39042215	8	56
30151038	13	60	39042215	23	68
30151038	20	62	39045411	11	50
30151069	10	60	39055302	10	50
30151069	16	62	39059417	12	8
30151075	13	62	39069415	18	64
30151095	20	64	39070815	21	64
30151118	20	60	39071411	2	50
30171022	10	52	39072211	19A	62
30181026	3	70	39073212	19	60
30181029	20	70	39073817	6	30
30191035	11	64	39074701	9	22
30191036	13	64	39076101	2	74
30191038	3	64	39078408	12	52
30191048	24	68	39078912	8	50
30201069	12	88	39078912	17	64
30201104	11	90	39078912	13	70

Parts Index

Part Number	Figure No.	Page No.	Part Number	Figure No.	Page No.
39079708	3	56	39129804	3	94
39079708	8	64	39154011	16	64
39079815	10	78	39155304	11	28
39079815	17	84	39155304	12	66
39079815	8	94	39155604	7	44
39080115	3	62	39156121	6	80
39080511	7	64	39167121	20	24
39080708	19	64	39167304	11	8
39080808	6	64	39167304	22	24
39081715	8	18	39167404	3	42
39084914	17	40	39167704	16	34
39093915	13	50	39168904	2	90
39098308	6	76	39171519	4	22
39098717	3	14	39174004	10	20
39099206	2	16	39175904	17	22
39099311	5	30	39176511	19	84
39099906	12	22	39177304	13	34
39099906	24	24	39177902	15	34
39099906	4	38	39178924	5	76
39100006	2	10	39181304	4	70
39100006	6	20	39181304	14	70
39100006	11	22	39188020	15	8
39101321	25	60	39190204	12	18
39104119	3	24	39194204	15	90
39105411	7	76	39194304	25	68
39106204	9	32	39195604	8	88
39106504	2	26	39196404	14	20
39121111	4	44	39197015	6	46
39122515	7	86	39197015	9	84

Parts Index

Part Number	Figure No.	Page No.	Part Number	Figure No.	Page No.
39197215	13	88	39272315	3	46
39198104	20	14	39275404	4	36
39201719	6	6	39276501	10	88
39214124	3	84	59040006	7	70
39217924	3	74	59040017	7	46
39219019	7	22	59040038	2	2
39220011	12	28	59040038	11	20
39223801	20	84	59040038	16	22
39229515	3	36	59040038	17	24
39231204	5	46	59040038	4	26
39234911	3	50	59110008	2B	12
39236615	7	50	59120003	2A	12
39240817	12	30	59150003	1	60
39242911	6	88	59150014	1	12
39243015	3	88	59200036	3	20
39244311	9	24	59200036	3	22
39248104	13	52	59210023	18	22
39248415	8	74	59210024	17	14
39249211	5	36	06201083	5	86
39253921	8	4	36DK0020	2	70
39256220	2	22	36DK0037	27	68
39256711	4	62	36DS1401	1	76
39258204	8	84	36DS1502	22	60
39260011	4	28	36DS1801	13	66
39265912	14	52	36DU1007	3	30
39266921	13	8	36JE0003	6	8
39268320	16	8	36JZ0001	4	6
39270411	7	18	36JZ0003	7	12
39272204	6	36	36JZ0003	16	28

Parts Index

Part Number	Figure No.	Page No.	Part Number	Figure No.	Page No.
36JZ0004	5	6	52PF0585	4	72
36JZ0005	3	10	52PF0589	2	72
36JZ0008	6	40	52PF0590	2	72
36JZ0016	5	32	52PF0630	3	72
36PF0001	1	4	52PF0631	4	72
36PF0002	5	10	52PF0632	2	72
36PF0004	1	22	56PF1T4R	5	72
36PF0005	2	20	CB101114	2	36
36PF0007	1	26	CB121042	8	32
36PF0008	1	24	CL201023	10	84
36PF0009	5	28	CL201023	2	88
36PF0010	2	62	CL201042	7	78
36PF0011	1	82	CS101128	9	8
36PF0021	4	32	DD101062	10	8
36PF0022	12	32	DD101097	13	30
36PF0023	19	32	DD111018	7	42
36PF0024	13	32	DD121181	19	24
36PF0076	6	72	DD161078	22	64
36PF0077	7	72	DD191142	15	66
36PF0078	6	72	DD191147	11	66
36PF0079	7	72	DD201011	3	54
36Pf0081	6	72	DD201011	4	88
36PF0082	7	72	DE181033	17	70
52JA0027	9	20	DF161102	7	56
52JA0029	12	20	DF161252	9	88
52PF0219	5	50	DF161413	4	52
52PF0581	3	72	DF161426	3	34
52PF0582	4	72	DG101029	3	6
52PF0584	3	72	DG101339	11	18

Parts Index

Part Number	Figure No.	Page No.	Part Number	Figure No.	Page No.
DG101418	7	24	DJ151036	14	50
DG161121	2	76	DJ151037	15	50
DG161124	9	56	DJ151047	17	50
DH101048	5	8	DJ151053	1	62
DH101380	8	20	DJ151092	18	62
DH101380	18	40	DJ161069	9	54
DH101380	4	42	DJ171033	27	62
DH101388	15	24	DJ181051	22	70
DH101388	7	26	DJ181052	24	70
DH101392	7	8	DJ181065	7	54
DH101509	10	18	DJ181085	25	70
DH101607	9	36	DJ181087	2A	70
DH101648	14	28	DJ181115	4	48
DH101781	2	40	DJ191054	6	66
DH101784	6	22	DJ191081	6	66
DH121038	7	4	DJ191083	5	66
DH121038	14	34	DJ221003	3	66
DH121169	3	32	DJ221004	4	66
DH151029	15	64	DK101386	4	8
DH161066	6	56	DK141028	7	74
DH161121	4	56	DK141041	10	74
DH161194	5	52	DK151094	14	62
DH161283	3	82	DL181009	23	84
DH181014	5	48	DL181010	2	84
DH181025	11	70	DM201026	11	88
DH191037	8	78	DM221013	1	92
DJ141008	8	76	DP101165	4	10
DJ151033	11	62	DP121025	7	2
DJ151035	5	62	DP121025	8	34

Parts Index

Part Number	Figure No.	Page No.	Part Number	Figure No.	Page No.
DP161163	11	52	DS181012	19	70
DP161170	8	52	DS181015	8	70
DP171006	6	50	DS181016	9	70
DP211009	8	44	DS181018	2	48
DS101117	8	30	DS181022	2	66
DS101154	6	12	DS181070	26	70
DS101215	8	24	DS181072	27	70
DS101276	3	8	DS181084	6	70
DS109905	14	8	DS191035	4	64
DS121126	7	34	DS191038	26	68
DS151056	3	60	DS191052	7	66
DS151060	4	60	DS191052	14	66
DS151068	7	62	DS201019	5	84
DS151073	8	62	DS201020	6	84
DS151089	12	60	DS201021	7	84
DS151089	19	62	DS201025	9	90
DS151090	21	62	DS201082	6	90
DS151091	14	60	DU101213	19	14
DS151092	16	60	DU161102	3	76
DS151094	17	60	DU181021	1	66
DS151094	26	62	DU191003	17	66
DS161125	10	54	DU191009	8	66
DS161150	12	26	DU201016	6	86
DS181005	20	66	DU201029	4	84
DS181005	10	70	DX151022	25	62
DS181007	18	66	DX191009	5	66
DS181008	19	66	FD101078	3	38
DS181009	21	66	FD211006	2	44
DS181010	22	66	FD211007	3	44

Parts Index

Part Number	Figure No.	Page No.	Part Number	Figure No.	Page No.
GF201053	12	90	JA541005	9	26
JA113201	2	56	JA541010	5	20
JA113202	5	56	JA541011	4	20
JA113402	2	46	JA541012	13	20
JA113403	4	46	JA541016	2	38
JA121003	12	50	JA541034	10	22
JA131606	26	60	JA541205	3	26
JA231201	6	94	JA541211	11	24
JA231202	7	94	JA541212	16	24
JA351602	11	40	JA541216	14	24
JA351606	9	40	JA541221	8	26
JA351608	12	40	JA541225	12	24
JA351609	13	40	JA541233	10	26
JA351618	14	40	JA551002	4	14
JA351619	16	40	JA551004	7	14
JA351624	15	40	JA551008	15	14
JA351626	9	40	JA551009	16	14
JA351627	11	40	JA551406	3	28
JA401801	8	90	JA551414	6	28
JA511008	4	2	JA551415	8	28
JA511011	6	2	JA551419	7	28
JA511011	9	34	JA561002	3	16
JA511028	2	4	JA561207	4	18
JA511211	1	6	JA561208	5	18
JA511216	2	8	JA561209	6	18
JA521015	6	10	JA581009	5	34
JA531012	8	12	JA581011	12	34
JA531015	9	12	JA581012	6	34
JA541005	8	22	JA581013	11	34

Parts Index

Part Number	Figure No.	Page No.	Part Number	Figure No.	Page No.
JA581221	6	32	JB581204	11	32
JA581223	2	32	JD511010	3	2
JA581291	18	32	JD521002	1	10
JA581314	15	32	JD551400	2	28
JA581406	5	4	JD561004	6	16
JA621001	7	30	JD561011	4	16
JA621002	9	30	JE531001	5	12
JA621006	11	30	JE541008	14	30
JA621201	1	30	JE541038	19	22
JA621206	2	30	JE541214	10	24
JA621402	4	40	JE551401	6	24
JA621406	5	40	JG571024	13	22
JA621410	3	40	JK113008	9	52
JA621414	1	40	JK351600	10	90
JB113005	7	36	JK541212	13	24
JB122003	9	50	JK541213	6	26
JB122016	1	50	JK541214	13	26
JB131017	1A	60	JN131812	9	60
JB131018	2	60	JN131812	17	62
JB151012	15	84	JV161014	9	64
JB151013	16	84	JV171001	4	76
JB161002	12	64	JV351204	5	42
JB181220	4	82	JV401602	1	90
JB231206	4	94	JV401801	7	90
JB401400	9	66	JV402204	13	90
JB401409	10	66	JV402205	14	90
JB531021	10	12	JV521003	8	8
JB581001	10	34	JV541006	15	22
JB581202	10	32	JV541205	21	24

Parts Index

Part Number	Figure No.	Page No.	Part Number	Figure No.	Page No.
JV541208	5	24	KAEF0630	23	62
JV541209	18	24	KBBM0408	18	60
JV541212	5	26	KPBB6202	5	60
JW122004	14	64	KPBB6302	8	60
JW131601	22	62	KPBC6004	6	62
JW181229	14	84	KPBC6202	12	62
JW181232	13	84	KPBC6302	15	62
JW561206	2	18	LAC00021	5	44
JW561208	3	18	LAD00011	10	40
JZ131206	3	58	LCB00005	9	62
JZ401405	10	66	LDB00001	21	60
JZ511004	1	8	LJA00004	14	22
JZ511016	3	4	PA511039	5	2
JZ511021	1	2	PF111000	1	48
JZ511203	2	6	PF113000	1	52
JZ551004	18	14	PF113001	3	52
JZ551204	14	14	PF113002	6	52
JZ551205	13	14	PF113003	7	52
JZ561002	7	16	PF113008	1	94
JZ561401	9	18	PF113009	2	94
JZ581216	17	32	PF113202	1	56
JZ581220	16	32	PF113402	1	46
JZ621000	10	30	PF121017	5	70
KADF0612	6	54	PF121018	15	70
KADF0625	4	54	PF121019	16	70
KADF0630	13	54	PF121024	21	70
KADF0820	12	54	PF121025	12	84
KADF0822	2	52	PF121028	23	70
KAEF0630	15	60	PF121054	29	70

Parts Index

Part Number	Figure No.	Page No.	Part Number	Figure No.	Page No.
PF121080	1	70	PF232601	2A	66
PF121083	28	70	PF232601	5	74
PF121085	12	70	PF351003	1	42
PF122004	4	50	PF351004	2	42
PF131008	2	58	PF351201	6	42
PF131033	1	58	PF351600	7	40
PF131215	4	58	PF401000	1	84
PF131220	10	62	PF401001	1	86
PF131245	24	62	PF401002	2	86
PF161001	2	64	PF401003	3	86
PF161002	1	64	PF401004	4	86
PF161208	3	80	PF401005	1	88
PF161209	4	80	PF401009	11	84
PF161212	2	80	PF401403	5	90
PF161213	5	80	PF401404	4	90
PF161217	1	80	PF401408	16	66
PF171800	4	74	PF401417	16	66
PF171803	9	74	PF402213	3	90
PF181209	1	72	PF402400	1	78
PF181209	22	84	PF402401	2	78
PF181211	21	84	PF402402	4	78
PF181430	1	54	PF402403	6	78
PF181431	5	54	PF402404	9	78
PF181432	8	54	PF402405	3	78
PF181433	11	54	PF402406	5	78
PF191000	1	44	PF402600	6	74
PF231201	5	94	PF501004	1	20
PF231401	7	88	PF511021	8	2
PF231405	6	44	PF531000	4	12

Parts Index

Part Number	Figure No.	Page No.
PF541018	7	20
PF541217	2	24
PF551002	1	14
PF551003	8	14
PF551200	6	14
PF551201	5	14
PF551202	2	14
PF551203	10	14
PF551204	11	14
PF551205	12	14
PF551206	9	14
PF551403	1	28
PF551405	9	28
PF551406	10	28
PF561000	1	16
PF561002	5	16
PF561200	1	18
PF571000	1	38
PF571001	5	38
PF581002	2	34
PF581003	1	34
PF581012	4	34
PF581019	11	34
PF581200	1	32
PF581401	4	4
PF581402	6	4
PF591017	1	36
PF591043	10	36
PF591045	8	36

Part Number	Figure No.	Page No.
PF74013E	5	72
PF7401X3	5	72

Parts Index

Part Number	Figure No.	Page No.
-------------	------------	----------

Part Number	Figure No.	Page No.
-------------	------------	----------